



July 17, 2020

U.S. Department of Justice
Environmental Enforcement Section
Environment and Natural Resources Division
P.O. Box 7611
Washington, D.C. 20044-7611

Via U.S. Certified Mail
RRR# 7017 0530 0001 0086 6464

Re: DOJ Case No. [90-5-1-1-09215]

Consent Decree

Date of Lodging: July 23, 2013

Date of Entry: October 15, 2013

CA No. 5:13-cv-00666-DAE, United States of America and State of Texas v. San Antonio Water System, in the United States District Court for the Western District of Texas, San Antonio Division

Dear Sir/Madam:

Section 12 a. of the above-referenced Consent Decree requires that within 90 days after Lodging the San Antonio Water System shall provide a copy of the monthly compliance report required by its TPDES permits to the United States Environmental Protection Agency at the same time the report is submitted to the Texas Commission on Environmental Quality. A copy of the monthly compliance report for June 2020 is attached and is provided in compliance with Consent Decree requirements.

I certify under penalty of law that this document and all attachments were prepared under my direction or supervision in accordance with a system designed to assure that qualified personnel properly gather and evaluate the information submitted. Based on my inquiry of the person or persons who manage the system, or those persons directly responsible for gathering such information, the information submitted is, to the best of my knowledge and belief, true, accurate, and complete. I am aware that there are significant penalties for submitting false information, including the possibility of fine and imprisonment for knowing violations.

Sincerely,

A handwritten signature in blue ink that reads "Jeffrey J. Haby".

Jeffrey J. Haby, P.E.

Vice President – Production & Treatment

Enc. As stated



July 17, 2020

U.S. Environmental Protection Agency, Region VI
Attn: Ms. Judy Edelbrock (R6-ECDWA)
Water Enforcement Branch
U.S. EPA Region 6
12041 Elm Street, Suite 500
Dallas, TX 75270-2102

Via U.S. Certified Mail
RRR #7017 0530 0001 0086 6457

Re: DOJ Case No. [90-5-1-1-09215]
Consent Decree
Date of Lodging: July 23, 2013
Date of Entry: October 15, 2013
CA No. 5:13-cv-00666-DAE, United States of America and State of Texas v. San Antonio Water System, in the United States District Court for the Western District of Texas, San Antonio Division

Dear Sir/Madam:

Section 12 a. of the above-referenced Consent Decree requires that within 90 days after Lodging the San Antonio Water System shall provide a copy of the monthly compliance report required by its TPDES permits to the United States Environmental Protection Agency at the same time the report is submitted to the Texas Commission on Environmental Quality. A copy of the monthly compliance report for June 2020 is attached and is provided in compliance with Consent Decree requirements.

I certify under penalty of law that this document and all attachments were prepared under my direction or supervision in accordance with a system designed to assure that qualified personnel properly gather and evaluate the information submitted. Based on my inquiry of the person or persons who manage the system, or those persons directly responsible for gathering such information, the information submitted is, to the best of my knowledge and belief, true, accurate, and complete. I am aware that there are significant penalties for submitting false information, including the possibility of fine and imprisonment for knowing violations.

Sincerely,

A handwritten signature in blue ink, appearing to read "Jeffrey J. Haby", is written over the typed name.

Jeffrey J. Haby, P.E.
Vice President – Production & Treatment

Enc. As stated

OVERFLOW REPORT

PERIOD: JUNE 2020

WATERSHED: LEON CREEK

TCEQ PERMIT # 10137-003

EPA PERMIT # 0052639

WO #	INSPT#	SR #	Date	Address	Gallons	Cause	Action	Duration	Response Time	Discharged To	Comments
0	0	3324552	6/22/2020	Arvil Ave	500	Vandalism	Corrected By-pass	0.08	0.00	Ground	Area Cleaned and Disinfected,
0	0	3314971	6/14/2020	Hausman Rd S	12008	Contractor	Cleaned Main	1.77	1.77	Street - Over The Edwards Aquifer Recharge Zone	Area Cleaned and Disinfected, Flushed Area with H2O
Total Events:					65	Total Gallons:		0.93	0.88	Average Response	
								Average Duration:			

Tuesday, July 07, 2020

Note: Comments reflect status reported on the 5-Day report

Edit DMR

LC 001

Collapse Header

Permit TX0052639
Permittee: SAN ANTONIO WATER SYSTEM
Facility: LEON CREEK WATER RECYCLING CENTER
Permitted Feature: 001 - External Outfall
Report Dates & Status From 06/01/20 to 06/30/20
Monitoring Period: NetDMR Validated
Status:
Principal Executive Officer
First Name: Raymond
Title: Director
No Data Indicator (NODI)
Form NODI:

Major: 2800 US HWY 281 NORTH
Permittee Address: SAN ANTONIO, TX 78712
 1104 MAURERMAN ROAD
 SAN ANTONIO, TX 78224
Facility Location: A - DOMESTIC FACILITY - 001
Discharge:
DMR Due Date: 07/20/20
Last Name: Perez
Telephone: 210-233-3934

Showing Parameters 1 - 10 of 13

Code	Parameter Name	NODI	Quantity or Loading		Quality or Concentration			Units	# of Ex.	Freq. of Analy
			Value 1	Value 2	Value 1	Value 2	Value 3			
00300	Oxygen, dissolved [DO]	Smpl.	= 6.7				mg/L	0	01/01	
1 - Effluent Gross										
Season: 0		Req.	>=5.0 Monthly Minimum				Milligrams per Liter			Daily
NODI:										
00400	pH	Smpl.	= 8.6		= 7.79		SU	0	01/01	
1 - Effluent Gross										
Season: 0		Req.	>=6.0 Minimum		<=9.0 Maximum		Standard Units			Daily
NODI:										
00530	Solids, total suspended	Smpl.	= 154.0		= 1.04		mg/L	0	01/01	
1 - Effluent Gross										
Season: 0		Req.	<=5755.0 Daily Average		<=15.0 Daily Average		Milligrams per Liter			Daily
NODI:										

Code	Parameter Name	NODI	Quantity or Loading		Quality or Concentration		# of Ex.	Freq. of Analysis	
			Value 1	Value 2	Value 1	Value 2			
00610	Nitrogen, ammonia total [as N]	Smpl.	= 18.0			= 0.12	[mg/L]	0	01/01
1 - Effluent Gross									
Season: 0	Req.	<=767.0 Daily Average				<=2.0 Daily Average	Milligrams per Liter		Daily
NODI:									
00940	Chloride [as Cl]	Smpl.	= 24564.0			= 166.0	[mg/L]	0	01/01
1 - Effluent Gross									
Season: 0	Req.	Req Mon Daily Average				Req Mon Daily Average	Milligrams per Liter		Daily
NODI:									
50050	Flow, in conduit or thru treatment plant	Smpl.	= 17.7	= 27.51					
1 - Effluent Gross									
Season: 0	Req.	Req Mon Daily Average		Req Mon Daily Maximum					Continuous
NODI:									
50050	Flow, in conduit or thru treatment plant	Smpl.	= 22.19	= 27083.0					
P - See Comments									
Season: 0	Req.	<=63889.0 2 Hour Peak							Continuous
NODI:									
50050	Flow, in conduit or thru treatment plant	Smpl.							
Y - Effluent Gross (Supplementary)									
Season: 0	Req.	<=46.0 Annual Average							Continuous
NODI:									
50060	Chlorine, total residual	Smpl.							
A - Disinfection, Process Complete									
Season: 0	Req.					= 0.07	[mg/L]	0	01/01
NODI:									
50060	Chlorine, total residual	Smpl.							
B - Prior to Disinfection									
Season: 0	Req.	>=1.0 Monthly Minimum	= 1.08						Daily
NODI:									

Edit DMR

LC001

Collapse Header

Permit
Permit ID: TX0052639
Permittee: SAN ANTONIO WATER SYSTEM
Facility: LEON CREEK WATER RECYCLING CENTER
Permitted Feature: 001 - External Outfall
Report Dates & Status: From 06/01/20 to 06/30/20
Monitoring Period: NetDMR Validated
Status:
Principal Executive Officer: Raymond [Text Box]
First Name: Director [Text Box]
Title: [Text Box]
No Data Indicator (NODI): [Text Box]
Form NODI: [Text Box]

Major: 2800 US HWY 281 NORTH
Permittee Address: SAN ANTONIO, TX 78712
 1104 MAUERMAN ROAD
 SAN ANTONIO, TX 78224
Facility Location: A - DOMESTIC FACILITY - 001
Discharge:
DMR Due Date: 07/20/20
Last Name: Perez [Text Box]
Telephone: 210-233-3934 [Text Box]

Showing Parameters 11 - 13 of 13

Code	Parameter Name	NODI	Quantity or Loading			Quality or Concentration			# of Ex.	Freq. of Analysis	Smpl. Type
			Value 1	Value 2	Units	Value 1	Value 2	Value 3			
51040	E. coli	Smpl.									
	1 - Effluent Gross										
	Season: 0	Req.									
	NODI:										
70295	Solids, total dissolved	Smpl.									
	1 - Effluent Gross										
	Season: 0	Req.									
	NODI:										
80082	BOD, carbonaceous [5 day, 20 C]	Smpl.									
	1 - Effluent Gross										
	Season: 0	Req.									
	NODI:										

Edit DMR

LC 002

Permit

Permit ID: TX0052639
Permittee: SAN ANTONIO WATER SYSTEM
Facility: LEON CREEK WATER RECYCLING CENTER
Permitted Feature: 002 - External Outfall
Report Dates & Status: From 06/01/20 to 06/30/20
Monitoring Period: NetDMR Validated
Principal Executive Officer:
First Name: Raymond
Title: Director
No Data Indicator (NODI):
Form NODI:

Major: 2800 US HWY 281 NORTH
Permittee Address: SAN ANTONIO, TX 78712
Facility Location: 1104 MAUERMAN ROAD
Discharge: SAN ANTONIO, TX 78224
DMR Due Date: A - DOMESTIC FACILITY - 002
 07/20/20

Last Name:
Telephone:

Showing Parameters 1 - 10 of 11

Code	Parameter Name	NODI	Quantity or Loading			Quality or Concentration			# of Ex.	Fre. Amt
			Value 1	Value 2	Units	Value 1	Value 2	Value 3		
00300	Oxygen, dissolved [DO]	Smpl.	<input type="text" value="5.44"/>			<input type="text" value="5.44"/>			<input type="text" value="0"/>	<input type="text" value="0.100"/>
	1 - Effluent Gross									
	Season: 0	Req.								
	NODI:	<input type="checkbox"/>								
00400	pH	Smpl.	<input type="text" value="6.74"/>			<input type="text" value="6.74"/>			<input type="text" value="0"/>	<input type="text" value="0.100"/>
	1 - Effluent Gross									
	Season: 0	Req.								
	NODI:	<input type="checkbox"/>								
00530	Solids, total suspended	Smpl.	<input type="text" value="60.13"/>			<input type="text" value="1.03"/>			<input type="text" value="0"/>	<input type="text" value="0.100"/>
	1 - Effluent Gross									
	Season: 0	Req.								
	NODI:	<input type="checkbox"/>								

Code	Parameter Name	NODI	Quantity or Loading		Quality or Concentration			# of Ex.	Fre Anz
			Value 1	Value 2	Value 1	Value 2	Value 3		
00610	Nitrogen, ammonia total [as N]	Smpl.	= 6.59			= 0.11	= 0.27	0	01/0
	1 - Effluent Gross								
Season: 0	Req.	<=767.0 Daily Average							Daily
NODI:									
50050	Flow, in conduit or thru treatment plant	Smpl.	= 5.94	= 9.69				0	9999
	1 - Effluent Gross								
Season: 0	Req.	Req Mon Daily Average							Conti
NODI:									
50050	Flow, in conduit or thru treatment plant	Smpl.	= 1.87	= 7708.0				0	9999
	P - See Comments								
Season: 0	Req.	<=63889.0 2 Hour Peak							Conti
NODI:									
50050	Flow, in conduit or thru treatment plant	Smpl.						0	9999
	Y - Effluent Gross (Supplementary)								
Season: 0	Req.	<=46.0 Annual Average							Conti
NODI:									
50060	Chlorine, total residual	Smpl.						0	01/0
	A - Disinfection, Process Complete								
Season: 0	Req.	<0.1 Instantaneous Maximum							Daily
NODI:									
50060	Chlorine, total residual	Smpl.						0	01/0
	B - Prior to Disinfection								
Season: 0	Req.	>=1.0 Monthly Minimum							Daily
NODI:									
51040	E. coli	Smpl.						0	07M
	1 - Effluent Gross								
Season: 0	Req.	<=126.0 Daily Average							Five 1 Week
NODI:									

Edit DMR

LC 002

Permit

Permit ID: TX0052639 **Major:** **Permittee Address:** 2800 US HWY 281 NORTH
Permittee: SAN ANTONIO WATER SYSTEM **Facility Location:** SAN ANTONIO, TX 78712
 1104 MAUERMAN ROAD
Facility: LEON CREEK WATER RECYCLING CENTER **Discharge:** SAN ANTONIO, TX 78224
 002 - External Outfall **DMR Due Date:** 07/20/20
Permitted Feature: From 06/01/20 to 06/30/20
Report Dates & Status: NetDMR Validated

Principal Executive Officer

First Name: **Last Name:**
Title: **Telephone:**

No Data Indicator (NODI)

Form NODI:

Showing Parameters 11 - 11 of 11

Code	Parameter Name	NODI	Quantity or Loading		Quality or Concentration			# of Ex.	Freq. Analy
			Value 1	Value 2	Value 1	Value 2	Value 3		
80082	BOD, carbonaceous [5 day, 20 C]	Smpl.	= <input type="text" value="115.68"/>	<input type="text" value="lb/d"/>	= <input type="text" value="2.0"/>	= <input type="text" value="2.0"/>	= <input type="text" value="mg/L"/>	<input type="text" value="0"/>	<input type="text" value="01/01"/>
1 - Effluent Gross									
Season: 0		Req.	<=2686.0 Daily Average	Pounds per Day	<=7.0 Daily Average	<=17.0 Daily Maximum	Milligrams per Liter		Daily
NODI:	<input type="text" value="v"/>	NODI	<input type="text" value="v"/>		<input type="text" value="v"/>	<input type="text" value="v"/>	<input type="text" value="v"/>		



LC 101

Collapse Header

Permit TX0052639 **Major:** 2800 US HWY 281 NORTH

Permittee: SAN ANTONIO WATER SYSTEM **Permittee Address:** SAN ANTONIO, TX 78712
 1104 MAURERMAN ROAD

Facility: LEON CREEK WATER RECYCLING CENTER **Facility Location:** SAN ANTONIO, TX 78224
 101 - External Outfall **Discharge:** A - COMBINED OUTFALLS 001 & 002

Permitted Feature: 101 - External Outfall **DMR Due Date:** 07/20/20

Report Dates & Status: From 06/01/20 to 06/30/20 **NetDMR Validated**

Monitoring Period: **Principal Executive Officer**

Status: NetDMR Validated

First Name: Raymond **Last Name:** Perez

Title: Director **Telephone:** 210-233-3934

No Data Indicator (NODI):

Form NODI:

Code	Parameter Name	NODI	Quantity or Loading			Quality or Concentration			# of Ex.	Freq. of Analysis	Smpl. Type
			Value 1	Value 2	Units	Value 1	Value 2	Value 3			
00530	Solids, total suspended	Smpl.	=	190.0		lb/d			0	01/01	CP
	J - Intermediate Treatment, Process Complete	Req.	<=	5755.0	Daily Average	Pounds per Day				Daily	COMPOS
NODI:											
00610	Nitrogen, ammonia total [as N]	Smpl.	=	22.0		lb/d			0	01/01	CP
	J - Intermediate Treatment, Process Complete	Req.	<=	767.0	Daily Average	Pounds per Day				Daily	COMPOS
Season: 0											
NODI:											

Code	Parameter Name	NODI	Quantity or Loading		Units	Quality or Concentration			# of Ex.	Freq. of Analysis	Smpl. Type
			Value 1	Value 2		Value 1	Value 2	Value 3			
50050	Flow, in conduit or thru treatment plant	Smpl.	= 21.86	= 27.51	MGD				0	99/99	TM
1 - Effluent Gross											
Season: 0	Req.	Req Mon	Daily Average	Req Mon	Daily Maximum	Million Gallons per Day		Continuous TOTALZ			
NODI:											
50050	Flow, in conduit or thru treatment plant	Smpl.	= 27063.0	= 27063.0	gal/min				0	99/99	TM
P - See Comments											
Season: 0	Req.		<=63889.0	2 Hour Peak	Gallons per Minute	Million Gallons per Day		Continuous TOTALZ			
NODI:											
50050	Flow, in conduit or thru treatment plant	Smpl.	= 22.91		MGD				0	99/99	TM
Y - Effluent Gross (Supplementary)											
Season: 0	Req.		<=46.0	Annual Average	Million Gallons per Day	Million Gallons per Day		Continuous TOTALZ			
NODI:											
80082	BOD, carbonaceous [5 day, 20 C]	Smpl.	= 365.0		lb/d				0	01/01	CP
J - Intermediate Treatment, Process Complete											
Season: 0	Req.		<=2686.0	Daily Average	Pounds per Day	Pounds per Day		Daily COMPOS			
NODI:											

TEXAS COMMISSION ON ENVIRONMENTAL QUALITY

P.O. BOX 13087 • AUSTIN, TEXAS 78711-3087
MONTHLY EFFLUENT REPORT



PAGE 1

SAN ANTONIO WATER SYSTEM
3495 VALLEY RD
SAN ANTONIO TX 78221-5238



40B	W00010137-003	02	20	06	12645
SYS	PERMIT NUMBER	SET	YEAR	MO	EID

THIS REPORT TO BE USED FOR COMBINED MON 189 for 001/002/800/900 LEON CREEK
SEE BACK FOR INSTRUCTIONS AND DEFINITIONS.
PLEASE RETAIN A PHOTOCOPY FOR YOUR RECORDS.

TCEQ COPY


PARAMETER	EFFLUENT CONDITION		UNITS	NO. EX.	FREQUENCY OF ANALYSIS	SAMPLE TYPE	
	REPORTED	VALUE				PERMITTED	
500507124 FLOW DLY AVG	REPORTED	29.94	MGD	0	02		11
	PERMITTED						
500507128 FLOW ANN AVG	REPORTED	29.07	MGD	0	02		11
	PERMITTED						
NUMBER OF OPERATOR CERTIFICATE	REPORTED	WW0051398	NUMBER	0	01		NA
	PERMITTED						
EXPIRATION OF OPERATOR CERTIFICATE	REPORTED	11/18/2020	DATE	0	01		NA
	PERMITTED						
CLASS OF OPERATOR CERTIFICATE	REPORTED	A	LETTER	0	01		NA
	PERMITTED						
	REPORTED						
	PERMITTED						
	REPORTED						
	PERMITTED						
	REPORTED						
	PERMITTED						
	REPORTED						
	PERMITTED						
	REPORTED						
	PERMITTED						

COMMENTS AND EXPLANATIONS *(Reference all attachments here)*

I CERTIFY THAT I AM FAMILIAR WITH THE INFORMATION CONTAINED IN THIS REPORT AND THAT TO THE BEST OF MY KNOWLEDGE AND BELIEF SUCH INFORMATION IS TRUE AND COMPLETE AND ACCURATE.	NAME	SIGNATURE	DATE
	Mustapha Muhammad, Manager Prod & Treat Ops	<i>Mustapha Muhammad</i>	20 07 14
TELEPHONE NUMBER	PLANT OPERATOR	PLANT OPERATOR	YEAR MO. DAY
210 233 3922	Raymond Perez Director, Production & Treatment	<i>Raymond Perez</i>	20 07 14
AREA CODE NUMBER	EXECUTIVE OFFICER	EXECUTIVE OFFICER	YEAR MO. DAY

TEXAS COMMISSION ON ENVIRONMENTAL QUALITY

P.O. BOX 13087 • AUSTIN, TEXAS 78711-3087
MONTHLY EFFLUENT REPORT


SAN ANTONIO WATER SYSTEM
 3495 VALLEY RD
 SAN ANTONIO TX 78221-5238

PAGE 1



40B	WQ0010137-003	02	20	06	12547
SYS	PERMIT NUMBER	SET	YEAR	MO.	EID


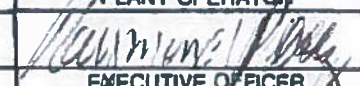
THIS REPORT TO BE USED FOR RECLAIMED WATER TYPE I 800 LEON CREEK
 SEE BACK FOR INSTRUCTIONS AND DEFINITIONS.
 PLEASE RETAIN A PHOTOCOPY FOR YOUR RECORDS.

TCEQ COPY

PARAMETER	EFFLUENT CONDITION		UNITS	NO EX.	FREQUENCY OF ANALYSIS	SAMPLE TYPE	
	REPORTED	PERMITTED				VALUE	TYPE
00085342 TRANSFER DAYS/MON	REPORTED	30	DAY	0	01	01	
	PERMITTED	-			01	NA	NA
316164024 E-COLI DLY AVG	REPORTED	1.22	#/100 ML	0	11	03	
	PERMITTED	20.000			11	2/WEEK	03 GRABPKLOAD
316164030 E-COLI IND GRAB	REPORTED	7.40	#/100 ML	0	11	03	
	PERMITTED	75.000			11	2/WEEK	03 GRABPKLOAD
500507124 FLOW DLY AVG	REPORTED	8.08	MGD	0	02	11	
	PERMITTED				02	CONT	11 CONT
500507128 FLOW ANN AVG	REPORTED	6.16	MGD	0	02	11	
	PERMITTED				02	CONT	11 CONT
800821024 BOD CARB DLY AVG	REPORTED	2.00	MG/L	0	08	1/Day	10 12-prt-com
	PERMITTED	5.000			11	2/WEEK	03 GRABPKLOAD
820786624 TURBIDITY 30DAY AV	REPORTED	0.63	NTU	0	08	1/Day	10 12-prt-com
	PERMITTED	3.000			11	2/WEEK	03 GRABPKLOAD
NUMBER OF OPERATOR CERTIFICATE	REPORTED	WW0051398	NUMBER	0	01	NA	
	PERMITTED				01	01	NA NA
EXPIRATION OF OPERATOR CERTIFICATE	REPORTED	11/18/2020	DATE	0	01	NA	
	PERMITTED				01	01	NA NA
CLASS OF OPERATOR CERTIFICATE	REPORTED	A	LETTER	0	01	NA	
	PERMITTED				01	01	NA NA
	REPORTED						
	PERMITTED						

COMMENTS AND EXPLANATIONS *(Reference all attachments here)*

I CERTIFY THAT I AM FAMILIAR WITH THE INFORMATION CONTAINED IN THIS REPORT AND THAT TO THE BEST OF MY KNOWLEDGE AND BELIEF SUCH INFORMATION IS TRUE AND COMPLETE AND ACCURATE.

NAME	SIGNATURE	DATE	
Mustapha Muhammad, Manager Prod & Treat Ops		20	07/14
TELEPHONE NUMBER	PLANT OPERATOR	PLANT OPERATOR	YEAR MO. DAY
210 233 3922	Raymond Perez Director, Production & Treatment		20 07 14
AREA CODE	NUMBER	EXECUTIVE OFFICER	EXECUTIVE OFFICER
			YEAR MO. DAY

TEXAS COMMISSION ON ENVIRONMENTAL QUALITY

P.O. BOX 13087 • AUSTIN, TEXAS 78711-3087
MONTHLY EFFLUENT REPORT

██
 SAN ANTONIO WATER SYSTEM
 3495 VALLEY RD
 SAN ANTONIO TX 78221-5238

PAGE 1



408	WQ0010137-003	02	20	06	12548
SYS	PERMIT NUMBER	SET	YEAR	MO.	EID

THIS REPORT TO BE USED FOR RECLAIMED WATER TYPE II 900 LEON CREEK
 SEE BACK FOR INSTRUCTIONS AND DEFINITIONS.
 PLEASE RETAIN A PHOTOCOPY FOR YOUR RECORDS.

TCEQ COPY

PARAMETER	EFFLUENT CONDITION		NO. EX.	FREQUENCY OF ANALYSIS		SAMPLE TYPE		
	REPORTED	PERMITTED		VALUE	UNITS			
000085342 TRANSFER DAYS/MON	REPORTED	PERMITTED	0	01	0	01	01	NA
316164024 FEC. COLI DLY AVG	REPORTED	PERMITTED				14	1/WEEK	03 GRABPKLOAD
316164030 FEC. COLI IND GRAB	REPORTED	PERMITTED				14	1/WEEK	03 GRABPKLOAD
500507124 FLOW DLY AVG	REPORTED	PERMITTED				02	CONT	11 CONT
500507128 FLOW ANN AVG	REPORTED	PERMITTED				02	CONT	11 CONT
800821024 BOD CARB DLY AVG	REPORTED	PERMITTED				14	1/WEEK	03 GRABPKLOAD
NUMBER OF OPERATOR CERTIFICATE	REPORTED	PERMITTED	WW0051398	NUMBER	0	01		NA
EXPIRATION OF OPERATOR CERTIFICATE	REPORTED	PERMITTED	11/18/2020	DATE	0	01		NA
CLASS OF OPERATOR CERTIFICATE	REPORTED	PERMITTED	A	LETTER	0	01		NA
	REPORTED	PERMITTED						
	REPORTED	PERMITTED						

COMMENTS AND EXPLANATIONS *(Reference all attachments here)*

I CERTIFY THAT I AM FAMILIAR WITH THE INFORMATION CONTAINED IN THIS REPORT AND THAT TO THE BEST OF MY KNOWLEDGE AND BELIEF SUCH INFORMATION IS TRUE AND COMPLETE AND ACCURATE.

	NAME	SIGNATURE	DATE
	Mustapha Muhammad, Manager Prod & Treat Ops		20 07 14
TELEPHONE NUMBER	PLANT OPERATOR	PLANT OPERATOR	YEAR MO. DAY
210 233 3922	Raymond Perez Director, Production & Treatment		20 07 14
AREA CODE	EXECUTIVE OFFICER	EXECUTIVE OFFICER	YEAR MO. DAY

OVERFLOW REPORT

PERIOD:

WATERSHED: MEDIO CREEK

TCEQ PERMIT # 10137-040

EPA PERMIT # 0055689

WO #	INSPT#	SR #	Date	Address	Gallons	Cause	Action	Duration	Response Time	Discharged To	Comments
Total Gallons:											
Average Duration:											
Average Response											

Tuesday, July 07, 2020

Note: Comments reflect status reported on the 5-Day report

Edit DMR

MC 001

Permit
 Permit ID: TX0055689
 Permittee: SAN ANTONIO WATER SYSTEM
 Facility: MEDIO CREEK WATER RECYC. CTR.
 Permitted Feature: 001 - External Outfall
 Report Dates & Status: From 06/01/20 to 06/30/20
 Monitoring Period: NetDMR Validated
 Status:
 Principal Executive Officer: Raymond [Name], Director [Title]
 No Data Indicator (NODI):
 Form NODI:

Major: 2800 US HWY 281 NORTH
 SAN ANTONIO, TX 78712
 2231 HUNT LANE
 SAN ANTONIO, TX 78227
 B - DOMESTIC FACILITY - 001
 07/20/20

Discharge:
 DMR Due Date: 07/20/20

Last Name: Perez
Telephone: 210-233-3934

Code	Parameter Name	NODI	Quantity or Loading		Quality or Concentration		Units	# of Ex.	Fre Ant
			Value 1	Value 2	Value 1	Value 2			
00300	Oxygen, dissolved [DO]	Req.	>=6.0				mg/L	0	0/10
1 - Effluent Gross									
Season: 0									
NODI:									
00400	pH	Req.	>=6.0	Monthly Minimum			Milligrams per Liter	0	0/10
1 - Effluent Gross									
Season: 0									
NODI:									
00530	Solids, total suspended	Req.	>=6.0	Minimum			Standard Units	0	Daily
1 - Effluent Gross									
Season: 0									
NODI:									

Code	Parameter Name	NODI	Quantity or Loading			Quality or Concentration			# of Ex.	Fre Amt	
			Value 1	Value 2	Units	Value 1	Value 2	Value 3			Units
00610	Nitrogen, ammonia total [as N]	Smpl.	= 12.0		[lb/d]		= 0.14	= 0.34	[mg/L]	0	0.10
1 - Effluent Gross											
Season: 0	Req.	<=267.0 Daily Average			Pounds per Day		<=2.0 Daily Average	<=7.0 Daily Maximum	Milligrams per Liter		Daily
NODI:											
50050	Flow, in conduit or thru treatment plant	Smpl.	= 10.33	= 11.49	[MGD]					0	99.96
1 - Effluent Gross											
Season: 0	Req.	Req Mon Daily Average	Req Mon Daily Maximum		Million Gallons per Day						Conti
NODI:											
50050	Flow, in conduit or thru treatment plant	Smpl.	= 10317.0		[gal/min]					0	99.96
P - See Comments											
Season: 0	Req.	<=27778.0 2 Hour Peak			Gallons per Minute						Conti
NODI:											
50050	Flow, in conduit or thru treatment plant	Smpl.	= 10.07		[MGD]					0	99.96
Y - Effluent Gross (Supplementary)											
Season: 0	Req.	<=16.0 Annual Average			Million Gallons per Day						Conti
NODI:											
51040	E. coli	Smpl.					= 5.51	= 153.0	[CFU/100mL]	0	0.10
1 - Effluent Gross											
Season: 0	Req.	<=126.0 Daily Average			Colony Forming Units per 100ml		<=126.0 Daily Average	<=399.0 Daily Maximum			Daily
NODI:											
80082	BOD, carbonaceous [5 day, 20 C]	Smpl.	= 190.0		[lb/d]		= 2.2	= 7.0	[mg/L]	0	0.10
1 - Effluent Gross											
Season: 0	Req.	<=934.0 Daily Average			Pounds per Day		<=7.0 Daily Average	<=20.0 Daily Maximum	Milligrams per Liter		Daily
NODI:											

TEXAS COMMISSION ON ENVIRONMENTAL QUALITY

P.O. BOX 13087 • AUSTIN, TEXAS 78711-3087
MONTHLY EFFLUENT REPORT



PAGE 1

SAN ANTONIO WATER SYSTEM
3225 VALLEY RD
SAN ANTONIO TX 78221-5201



40B	WQ0010137-040	01	20	05	12654
SYS	PERMIT NUMBER	SET	YEAR	MO.	EID

THIS REPORT TO BE USED FOR COMBINED MON 189 for 001/800/900 MEDIO CREEK
SEE BACK FOR INSTRUCTIONS AND DEFINITIONS.
PLEASE RETAIN A PHOTOCOPY FOR YOUR RECORDS.

TCEQ COPY

PARAMETER	EFFLUENT CONDITION		UNITS	NO. EX.	FREQUENCY OF ANALYSIS	SAMPLE TYPE	
	REPORTED	VALUE				PERMITTED	
500507124 FLOW DLY AVG	REPORTED	10.33	MGD	0	02	11	
	PERMITTED						
500507128 FLOW ANN AVG	REPORTED	10.07	MGD	0	02	11	
	PERMITTED						
NUMBER OF OPERATOR CERTIFICATE	REPORTED	WW0051398	NUMBER	0	01	NA	
	PERMITTED						
EXPIRATION OF OPERATOR CERTIFICATE	REPORTED	11/18/2020	DATE	0	01	NA	
	PERMITTED						
CLASS OF OPERATOR CERTIFICATE	REPORTED	A	LETTER	0	01	NA	
	PERMITTED						
	REPORTED						
	PERMITTED						
	REPORTED						
	PERMITTED						
	REPORTED						
	PERMITTED						
	REPORTED						
	PERMITTED						
	REPORTED						
	PERMITTED						

COMMENTS AND EXPLANATIONS *(Reference all attachments here)*

I CERTIFY THAT I AM FAMILIAR WITH THE INFORMATION CONTAINED IN THIS REPORT AND THAT TO THE BEST OF MY KNOWLEDGE AND BELIEF SUCH INFORMATION IS TRUE AND COMPLETE AND ACCURATE

	NAME	SIGNATURE	DATE
	Mustapha Muhammad Manager, Prod & Treat Ops		20 07 14
TELEPHONE NUMBER	PLANT OPERATOR	PLANT OPERATOR	YEAR MO. DAY
210 233 3934	Raymond Perez Director, Production & Treatment		20 07 15
AREA CODE NUMBER	EXECUTIVE OFFICER	EXECUTIVE OFFICER	YEAR MO. DAY

TEXAS COMMISSION ON ENVIRONMENTAL QUALITY

P.O. BOX 13087 • AUSTIN, TEXAS 78711-3087
MONTHLY EFFLUENT REPORT



PAGE 1

SAN ANTONIO WATER SYSTEM
3225 VALLEY RD
SAN ANTONIO TX 78221-5201



40B	WQ0010137-040	01	20	05	12553
SYS	PERMIT NUMBER	SET T	YEAR	MO	EID

THIS REPORT TO BE USED FOR RECLAIMED WATER TYPE | 800 MEDIO CREEK
SEE BACK FOR INSTRUCTIONS AND DEFINITIONS.

PLEASE RETAIN A PHOTOCOPY FOR YOUR RECORDS **TCEQ COPY**

PARAMETER	EFFLUENT CONDITION		NO. EX.	FREQUENCY OF ANALYSIS		SAMPLE TYPE	
	REPORTED	PERMITTED		VALUE	UNITS		
000085342 TRANSFER DAYS/MON	REPORTED		0	DAY	01		01
	PERMITTED				01	NA	01 NA
316164024 FEC. COLI DLY AVG	REPORTED		0	#/100 ML	11		03
	PERMITTED	20.000			11	2/WEEK	03 GRABPKLOAD
316164030 FEC. COLI IND GRAB	REPORTED		0	#/100 ML	11		03
	PERMITTED	75.000			11	2/WEEK	03 GRABPKLOAD
500507124 FLOW DLY AVG	REPORTED		0	MGD	02		11
	PERMITTED				02	CONT	11 CONT
500507128 FLOW ANN AVG	REPORTED		0	MGD	02		11
	PERMITTED				02	CONT	11 CONT
800821024 BOD CARB DLY AVG	REPORTED		0	MG/L	08	1/Day	10 12-prt-com
	PERMITTED	5.000			11	2/WEEK	03 GRABPKLOAD
820796624 TURBIDITY 30DAYAVG	REPORTED		0	NTU	08	1/Day	10 12-prt-com
	PERMITTED	3.000			11	2/WEEK	03 GRABPKLOAD
NUMBER OF OPERATOR CERTIFICATE	REPORTED	WW0051398	0	NUMBER	01		NA
	PERMITTED				01	01	NA NA
EXPIRATION OF OPERATOR CERTIFICATE	REPORTED	11/18/2020	0	DATE	01		NA
	PERMITTED				01	01	NA NA
CLASS OF OPERATOR CERTIFICATE	REPORTED	A	0	LETTER	01		NA
	PERMITTED				01	01	NA NA
	REPORTED						
	PERMITTED						

COMMENTS AND EXPLANATIONS (Reference all attachments here)

I CERTIFY THAT I AM FAMILIAR WITH THE INFORMATION CONTAINED IN THIS REPORT AND THAT TO THE BEST OF MY KNOWLEDGE AND BELIEF SUCH INFORMATION IS TRUE AND COMPLETE AND ACCURATE.

	NAME	SIGNATURE	DATE
	Mustapha Muhammad Manager, Prod & Treat Ops		20 07 14
TELEPHONE NUMBER	PLANT OPERATOR	PLANT OPERATOR	YEAR MO. DAY
2 1 0 2 3 3 3 9 3 4	Raymond Perez Director, Production & Treatment		20 07 14
AREA CODE	NUMBER	EXECUTIVE OFFICER	EXECUTIVE OFFICER
			YEAR MO. DAY

TEXAS COMMISSION ON ENVIRONMENTAL QUALITY

P.O. BOX 13087 • AUSTIN, TEXAS 78711-3087
MONTHLY EFFLUENT REPORT



PAGE 1

SAN ANTONIO WATER SYSTEM
3225 VALLEY RD
SAN ANTONIO TX 78221-5201



40B	WQ0010137-040	02	20	05	12554
SYS	PERMIT NUMBER	SET	YEAR	MO	EID

THIS REPORT TO BE USED FOR RECLAIMED WATER TYPE II 900 MEDIO CREEK
 SEE BACK FOR INSTRUCTIONS AND DEFINITIONS.
 PLEASE RETAIN A PHOTOCOPY FOR YOUR RECORDS.

TCEQ COPY

PARAMETER	EFFLUENT CONDITION		NO. EX	FREQUENCY OF ANALYSIS		SAMPLE TYPE	
	REPORTED	PERMITTED		VALUE	UNITS		
000085342 TRANSFER DAYS/MON	REPORTED		0	DAY	01		01
	PERMITTED				01	NA	01 NA
316164024 FEC. COLI DLY AVG	REPORTED			#/100 ML			
	PERMITTED	200.000			14	1/WEEK	03 GRABPKLOAD
316164030 FEC. COLI IND GRAB	REPORTED			#/100 ML			
	PERMITTED	800.000			14	1/WEEK	03 GRABPKLOAD
500507124 FLOW DLY AVG	REPORTED			MGD			
	PERMITTED				02	CONT	11 CONT
500507128 FLOW ANN AVG	REPORTED			MGD			
	PERMITTED				02	CONT	11 CONT
800821024 BOD CARB DLY AVG	REPORTED			MG/L			
	PERMITTED	20.000			14	1/WEEK	03 GRABPKLOAD
NUMBER OF OPERATOR CERTIFICATE	REPORTED	WW0051398	0	NUMBER	01		NA
	PERMITTED				01	01	NA NA
EXPIRATION OF OPERATOR CERTIFICATE	REPORTED	11/18/2020	0	DATE	01		NA
	PERMITTED				01	01	NA NA
CLASS OF OPERATOR CERTIFICATE	REPORTED	A	0	LETTER	01		NA
	PERMITTED				01	01	NA NA
	REPORTED						
	PERMITTED						
	REPORTED						
	PERMITTED						

COMMENTS AND EXPLANATIONS *(Reference all attachments here)*

I CERTIFY THAT I AM FAMILIAR WITH THE INFORMATION CONTAINED IN THIS REPORT AND THAT TO THE BEST OF MY KNOWLEDGE AND BELIEF SUCH INFORMATION IS TRUE AND COMPLETE AND ACCURATE.		NAME	SIGNATURE	DATE
		Mustapha Muhammad Manager, Prod & Treat Ops		200714
TELEPHONE NUMBER		PLANT OPERATOR	PLANT OPERATOR	YEAR MO. DAY
210	233	3934	Raymond Perez Director, Production & Treatment	
AREA CODE	NUMBER		EXECUTIVE OFFICER	EXECUTIVE OFFICER
				200714
				YEAR MO. DAY

Edit DMR

ML 001

Permit TX0065641 **Major:** **Permittee Address:** 2800 US HWY 281 NORTH
Permit ID: SAN ANTONIO WATER SYSTEM **Facility Location:** SAN ANTONIO, TX 78712
Facility: MITCHELL LAKE WWTF **Discharge:** SAN ANTONIO, TX 78212
Permitted Feature: 001 - External Outfall **DMR Due Date:** 07/25/20
Report Dates & Status From 06/01/20 to 06/30/20 **Last Name:** Perez
Monitoring Period: NetDMR Validated **Telephone:** 210-233-3934
Status: **Principal Executive Officer** Raymond Director
First Name: **Title:**
No Data Indicator (NODI)
Form NODI:

Code	Parameter Name	NODI	Quantity or Loading		Quality or Concentration		# of Ex.	Freq. of Analysis	Smpl. Type
			Value 1	Value 2	Value 1	Value 2			
00300	Oxygen, dissolved [DO]	Smpl.							
	1 - Effluent Gross								
Season: 0									
NODI:									
00310	BOD, 5-day, 20 deg. C	Smpl.							
	1 - Effluent Gross								
Season: 0									
NODI:									
00400	pH	Smpl.							
	1 - Effluent Gross								
Season: 0									
NODI:									
00530	Solids, total suspended	Smpl.							
	1 - Effluent Gross								
Season: 0									
NODI:									

Code	Parameter Name	NODI	Quantity or Loading		Quality or Concentration			# of Ex.	Freq. of Analysis	Smpl. Type
			Value 1	Value 2	Value 1	Value 2	Value 3			
50050	Flow, in conduit or thru treatment plant	Smpl.								
1 - Effluent Gross										
Season: 0		Req. Mon Daily Average	Req Mon	Daily Maximum	Million Gallons per Day			Daily	INSTAN	
NODI:			C - No Discharge	C - No Discharge						
51040	E. coli	Smpl.								
1 - Effluent Gross										
Season: 0		Req. Mon Daily Average	Req Mon	Daily Maximum	Colony Forming Units per 100ml			Monthly	GRAB	
NODI:			C - No Discharge	C - No Discharge						

Edit Check Errors

No results.

DMR Comments

MONITORING SHALL OCCUR WHEN DISCHARGING. SAMPLES FOR BACTERIA MONITORING SHALL BE TAKEN AT THE INFLOW PIPE FROM TH ELEON CREEK WRC.

Comments

Attachments

No results.

Report Last Saved By

User: FioramieWelch
 Name: Fioramie Welch
 E-Mail: fioramie.welch@saws.org
 Date/Time: 07/10/20 11:38 CDT



[View All Copies of Submissions](#) | [DMR/COR Search Results](#) | [View DMR Signing Status](#)

✓ Signing Process Confirmation - CDX Activity ID: [_2ea8fee5-f2d1-4068-b676-16a2e4bf3370](#)

Your DMRs are undergoing the Signing Process

<u>Permit ID</u>	<u>Facility</u>	<u>Permitted Feature</u>	<u>Discharge #</u>	<u>Discharge Description</u>	<u>Monitoring Period End Date</u>	<u>DMR Due Date</u>
TX0052639	LEON CREEK WATER RECYCLING CENTER	001	001-A	DOMESTIC FACILITY - 001	06/30/20	07/20/20
TX0052639	LEON CREEK WATER RECYCLING CENTER	002	002-A	DOMESTIC FACILITY - 002	06/30/20	07/20/20
TX0052639	LEON CREEK WATER RECYCLING CENTER	101	101-A	COMBINED OUTFALLS 001 & 002	06/30/20	07/20/20
TX0055689	MEDIO CREEK WATER RECYC. CTR.	001	001-B	DOMESTIC FACILITY - 001	06/30/20	07/20/20
TX0065641	MITCHELL LAKE WWTF	001	001-A	DOMESTIC FACILITY - 001	06/30/20	07/25/20
TX0077801	STEVEN M CLOUSE WATER RECYCLING CENTER	001	001-A	DOMESTIC FACILITY - 001	06/30/20	07/20/20
TX0077801	STEVEN M CLOUSE WATER RECYCLING CENTER	002	002-A	DOMESTIC FACILITY - 002	06/30/20	07/20/20
TX0077801	STEVEN M CLOUSE WATER RECYCLING CENTER	003	003-A	DOMESTIC FACILITY - 003	06/30/20	07/20/20
TX0077801	STEVEN M CLOUSE WATER RECYCLING CENTER	004	004-A	DOMESTIC FACILITY - 004	06/30/20	07/20/20
TX0077801	STEVEN M CLOUSE WATER RECYCLING CENTER	005	005-A	DOMESTIC FACILITY - 005	06/30/20	07/20/20
TX0077801	STEVEN M CLOUSE WATER RECYCLING CENTER	006	006-A	DOMESTIC FACILITY - 006	06/30/20	07/20/20
TX0077801	STEVEN M CLOUSE WATER RECYCLING CENTER	101	101-A	DOMESTIC WASTEWATER - 101	06/30/20	07/20/20
TX0077801	STEVEN M CLOUSE WATER RECYCLING CENTER	102	102-A	TOTAL DISCHARGE - 001 & 101	06/30/20	07/20/20
TX0125083	SAN ANTONIO WATER SYSTEM PORTABLE WTP	001	001-A	WATER TREATMENT WASTES - 001	06/30/20	07/20/20

OVERFLOW REPORT

PERIOD: JUNE 2020

WATERSHED: DOS RIOS

TCEQ PERMIT # 10137-033

EPA PERMIT # 0077801

WO #	INSPT#	SR #	Date	Address	Gallons	Cause	Action	Duration	Response Time	Discharged To	Comments
	635163	3334441	6/30/2020	Willard Dr	4313	60 Grease	Cleaned Main	1.00	0.50	Drainage Culvert	Flushed Area with H2O Clean Up Is Ongoing
	634923	3332158	6/28/2020	Audrey Alene Dr	227	170 Grease	Cleaned Main	0.57	0.57	Street	Area Cleaned and Disinfected, Flushed Area with H2O
0	633311	3316758	6/15/2020	Soledad St	454	490 Debris	Cleaned Main	0.82	0.00	Storm Drain	Area Cleaned and Disinfected, Flushed Area with H2O
1834790	633309	3316068	6/15/2020	Grosenbacher Rd	2403	384 Vandalism	Cleaned Main	2.13	1.13	Ground	Area Cleaned and Disinfected, Flushed Area with H2O Work Order Created To Repair/replace Manhole Lid
1834224	633071	3315967	6/13/2020	Martin St W	4215	30 Structural	Repaired Main	0.00	0.00	Ground	Area Cleaned and Disinfected, Work Order Created To Repair Collapsed Sewer Main
0	631766	3300302	6/2/2020	Gevers St N	1119	35 Debris	Cleaned Main	0.58	0.00	Storm Drain	Area Cleaned and Disinfected, Flushed Area with H2O
Total Events: 6					Total Gallons: 1,169	Average Duration: 0.85		Average Response	0.37		

Tuesday, July 07, 2020

Note: Comments reflect status reported on the 5-Day report

OVERFLOW REPORT

PERIOD: JUNE 2020

WATERSHED: SALADO CREEK

TCEQ PERMIT # 10137-008

EPA PERMIT # 0052647

WO #	INSPT#	SR #	Date	Address	Gallons	Cause	Action	Duration	Response Time	Discharged To	Comments
1834273	633117	3315035	6/14/2020	Bulverde Rd	28800	150 Structural	Repaired Main	5.00	0.00	Ground-over The Edwards Aquifer Contributing Zone	Area Cleaned and Disinfected, Work Order Has Been Created To Repair The Force Sewer Main.
0	632733	3311301	6/11/2020	Quail Creek Dr	8438	1,000 Grease	Cleaned Lateral	0.67	0.00	Street	Area Cleaned and Disinfected, Flushed Area with H2O
Total Events:					2	Total Gallons:	1,150	Average Duration:	2.83	Average Response	0.00

Tuesday, July 07, 2020

Note: Comments reflect status reported on the 5-Day report

OVERFLOW REPORT

PERIOD:

WATERSHED: SUBSCRIBER

TCEQ PERMIT # Subscriber

EPA PERMIT # Subscriber

WO #	INSPT#	SR #	Date	Address	Gallons	Cause	Action	Duration	Response Time	Discharged To	Comments	
Total Gallons:												
Average Duration:												
Average Response												

Tuesday, July 07, 2020

Note: Comments reflect status reported on the 5-Day report

DMR

SNC 001

Collapse Header

Permit

TX0077801

Major: 2800 US HIGHWAY 281 NORTH

Permittee Address: SAN ANTONIO, TX 78212

Facility: STEVEN M CLOUSE WATER RECYCLING CENTER

Facility Location: 3495 VALLEY RD

Permitted Feature: 001 - External Outfall

Report Dates & Status: From 06/01/20 to 06/30/20

Monitoring Period: NetDMR Validated

Status:

Principal Executive Officer: Raymond Director

First Name: Raymond

Title: Director

No Data Indicator (NODI):

Form NODI:

Discharge: SAN ANTONIO, TX 78221

DMR Due Date: 07/20/20

A - DOMESTIC FACILITY - 001

Last Name: Perez

Telephone: 210-233-3934

Showing Parameters 1 - 10 of 11

Parameter Code	Name	NODI	Quantity or Loading	Value 1	Value 2	Units	Value 1	Value 2	Value 3	Units	# of Ex.	Freq. Amt
00300	Oxygen, dissolved [DO]		Smpl.				= 5.72			mg/L	0	01/0
1 - Effluent Gross							>= 6.0 Monthly Minimum			Milligrams per Liter		Daily
Season: 0												
NODI:												
00400	pH		Smpl.				= 5.34		= 7.18	SU	0	01/0
1 - Effluent Gross							>= 6.0 Minimum		<= 9.0 Maximum	Standard Units		Daily
Season: 0												
NODI:												
00530	Solids, total suspended		Smpl.				= 1535.0		= 2.2	mg/L	0	01/0
1 - Effluent Gross									<= 12.0 Daily Average	Milligrams per Liter		Daily
Season: 0									<= 40.0 Daily Maximum			
NODI:												

Code	Parameter Name	NODI	Quantity or Loading			Quality or Concentration			# of Ex.	Fre An
			Value 1	Value 2	Units	Value 1	Value 2	Value 3		
00610	Nitrogen, ammonia total [as N]	Smpl.	= 150.0		lb/d	= 0.21	= 1.2	mg/L	0	01/0
1 - Effluent Gross										
Season: 0	Req.	<=2085.0 Daily Average			Pounds per Day	<=2.0 Daily Average	<=7.0 Daily Maximum	Milligrams per Liter		Daily
NODI:										
50050	Flow, in conduit or thru treatment plant	Smpl.	= 84.0	= 97.6	MGD				0	99/9
1 - Effluent Gross										
Season: 0	Req.	Req Mon Daily Average	Req Mon Daily Maximum		Million Gallons per Day					Conti
NODI:										
50050	Flow, in conduit or thru treatment plant	Smpl.	= 85556.0		gal/min				0	01/3
P - See Comments										
Season: 0	Req.	<=173611.0 2 Hour Peak			Gallons per Minute					Month
NODI:										
50050	Flow, in conduit or thru treatment plant	Smpl.	= 84.32		MGD				0	99/9
Y - Effluent Gross (Supplementary)										
Season: 0	Req.	<=125.0 Annual Average			Million Gallons per Day					Conti
NODI:										
50060	Chlorine, total residual	Smpl.				= 0.04		mg/L	0	01/0
A - Disinfection, Process Complete										
Season: 0	Req.						<0.1 Instantaneous Maximum	Milligrams per Liter		Daily
NODI:										
50060	Chlorine, total residual	Smpl.				= 1.03		mg/L	0	01/0
B - Prior to Disinfection										
Season: 0	Req.	>=1.0 Monthly Minimum						Milligrams per Liter		Daily
NODI:										
51040	E. coli	Smpl.				= 1.69		CFU/100ml	0	07/M
1 - Effluent Gross										
Season: 0	Req.	<=126.0 Daily Average	<=399.0 Daily Maximum		Colony Forming Units per 100ml					Five 1 Week
NODI:										

Edit DMR

SNC 001

Permit TX0077801 Major: 2800 US HIGHWAY 281 NORTH

Permittee: SAN ANTONIO WATER SYSTEM **Permittee Address:** SAN ANTONIO, TX 78212
3495 VALLEY RD

Facility: STEVEN M CLOUSE WATER RECYCLING CENTER **Facility Location:** SAN ANTONIO, TX 78221

Permitted Feature: 001 - External Outfall **Discharge:** A - DOMESTIC FACILITY - 001

Report Dates & Status **Monitoring Period:** From 06/01/20 to 06/30/20 **DMR Due Date:** 07/20/20

Status: NetDMR Validated

Principal Executive Officer
First Name: **Last Name:**
Title: **Telephone:**

No Data Indicator (NODI):

Form NODI:

Showing Parameters 11 - 11 of 11

Code	Parameter Name	NODI	Quantity or Loading		Quality or Concentration			# of Ex.	Freq. of Analysis	Smpl. Type
			Value 1	Value 2	Value 1	Value 2	Value 3			
80082	BOD, carbonaceous [5 day, 20 C]	Smpl.	= <input type="text" value="2305.0"/> <input type="text" value="ibid"/>	= <input type="text" value="3.27"/>	= <input type="text" value="7.0"/>			<input type="text" value="01/01"/>	<input type="text" value="CP"/>	
1 - Effluent Gross										
Season: 0		Req.	<=5213.0 Daily Average	<=5.0 Daily Average	<=20.0 Daily Maximum			Daily	COMPOS	
NODI:		NODI	<input type="text" value=""/>	<input type="text" value=""/>	<input type="text" value=""/>					



SMC 002

Collapse Header

Permit TX0077801 **Major:** **Permittee Address:** 2800 US HIGHWAY 281 NORTH
Permittee: SAN ANTONIO WATER SYSTEM **Facility Location:** SAN ANTONIO, TX 78212
 3495 VALLEY RD
Facility: STEVEN M CLOUSE WATER RECYCLING CENTER **Discharge:** SAN ANTONIO, TX 78221
 002 - External Outfall **DMR Due Date:** 07/20/20
Permitted Feature: From 06/01/20 to 06/30/20
Report Dates & Status: NetDMR Validated
Monitoring Period: **Principal Executive Officer**
Status: Raymond
First Name: Director
Title:
No Data Indicator (NODI) Form NODI:

Last Name:
Telephone:

Code	Parameter Name	NODI	Quantity or Loading		Quality or Concentration			# of Ex.	Fre. An.	
			Value 1	Value 2	Value 1	Value 2	Value 3			Units
00300	Oxygen, dissolved [DO]	Smpl.	<input type="text" value="5.6"/>		<input type="text" value="5.6"/>		<input type="text" value="0"/>	<input type="text" value="0"/>	mg/L	
1 - Effluent Gross										
Season: 0	Req. NODI		>=4.0 Monthly Minimum							Daily
00400	pH	Smpl.	<input type="text" value="7.0"/>		<input type="text" value="7.0"/>		<input type="text" value="0"/>	<input type="text" value="0"/>	SU	
1 - Effluent Gross										
Season: 0	Req. NODI		>=6.5 Minimum							Daily
00530	Solids, total suspended	Smpl.	<input type="text" value="67.68"/>		<input type="text" value="2.19"/>		<input type="text" value="4.0"/>	<input type="text" value="0"/>	mg/L	
1 - Effluent Gross										
Season: 0	Req. NODI		<=1251.0 Daily Average							Daily
NODI:										
Pounds per Day										
Season: 0	Req. NODI		<=15.0 Daily Average							Daily
NODI:										
Milligrams per Liter										

Code	Parameter Name	NODI	Quantity or Loading			Quality or Concentration			# of Ex.	Fre Ant	
			Value 1	Value 2	Units	Value 1	Value 2	Value 3			Units
00610	Nitrogen, ammonia total [as N]	Smpl.	= 5.94		lb/d		= 0.22	= 1.2	mg/L	0	0.10
1 - Effluent Gross											
Season: 0	Req.	<=167.0 Daily Average			Pounds per Day		<=2.0 Daily Average	<=7.0 Daily Maximum	Milligrams per Liter	Daily	
NODI:											
50050	Flow, in conduit or thru treatment plant	Smpl.	= 3.72	= 3.87	MGD					0	9999
1 - Effluent Gross											
Season: 0	Req.	Req Mon Daily Average	Req Mon Daily Maximum		Million Gallons per Day					Condit	
NODI:											
50050	Flow, in conduit or thru treatment plant	Smpl.	= 3.1		MGD					0	0.123
Y - Effluent Gross (Supplementary)											
Season: 0	Req.	<=10.0 Annual Average			Million Gallons per Day					Month	
NODI:											
50060	Chlorine, total residual	Smpl.					= 0.06		mg/L	0	0.10
A - Disinfection, Process Complete											
Season: 0	Req.						<0.1 Instantaneous Maximum		Milligrams per Liter	Daily	
NODI:											
50060	Chlorine, total residual	Smpl.							mg/L	0	0.10
B - Prior to Disinfection											
Season: 0	Req.	>=1.0 Monthly Minimum							Milligrams per Liter	Daily	
NODI:											
51040	E. coli	Smpl.					= 1.79	= 10.7	CFU/100mL	0	0.7M
1 - Effluent Gross											
Season: 0	Req.	<=63.0 Daily Average					<=399.0 Daily Average	<=399.0 Daily Maximum	Colony Forming Units per 100ml	Three Week	
NODI:											
80082	BOD, carbonaceous [5 day, 20 C]	Smpl.	= 102.08		lb/d		= 3.3	= 7.0	mg/L	0	0.10
1 - Effluent Gross											
Season: 0	Req.	<=834.0 Daily Average			Pounds per Day		<=10.0 Daily Average	<=25.0 Daily Maximum	Milligrams per Liter	Daily	
NODI:											



SAC 009

Collapse Header

Permit

Permit ID: TX0077801
Permittee: SAN ANTONIO WATER SYSTEM
Facility: STEVEN M CLOUSE WATER RECYCLING CENTER
Permitted Feature: 003 - External Outfall
Report Dates & Status: From 06/01/20 to 06/30/20
Monitoring Period: NetDMR Validated
Status:
Principal Executive Officer:
First Name: Raymond
Title: Director
No Data Indicator (NODI):

Major: 2800 US HIGHWAY 281 NORTH
Permittee Address: SAN ANTONIO, TX 78212
 3495 VALLEY RD
Facility Location: SAN ANTONIO, TX 78221
Discharge: A - DOMESTIC FACILITY - 003
DMR Due Date: 07/20/20
Last Name: Perez
Telephone: 210-233-3934

Code	Parameter Name	NODI	Quantity or Loading		Quality or Concentration		# of Ex.	Fre Ant
			Value 1	Value 2	Value 1	Value 2		
00300	Oxygen, dissolved [DO]	Smpl.	<input type="text"/>	<input type="text"/>	<input type="text"/>	<input type="text"/>	<input type="text"/>	<input type="text"/>
1 - Effluent Gross								
Season: 0		Req.	>=4.0	Monthly Minimum				Daily
NODI:			<input type="text"/>	<input type="text"/>				
00400	pH	Smpl.	<input type="text"/>	<input type="text"/>	<input type="text"/>	<input type="text"/>	<input type="text"/>	
1 - Effluent Gross								
Season: 0		Req.	>=6.0	Minimum				Daily
NODI:			<input type="text"/>	<input type="text"/>				
00530	Solids, total suspended	Smpl.	<input type="text"/>	<input type="text"/>	<input type="text"/>	<input type="text"/>	<input type="text"/>	
1 - Effluent Gross								
Season: 0		Req.	<=15.0	Daily Average				Daily
NODI:			<input type="text"/>	<input type="text"/>				
			<=40.0	Daily Maximum				Daily
			<input type="text"/>	<input type="text"/>				

Code	Parameter Name	NODI	Quantity or Loading			Quality or Concentration			# of Ex.	Fre Ant
			Value 1	Value 2	Units	Value 1	Value 2	Value 3		
00610	Nitrogen, ammonia total [as N]	Smpl.			lb/d					
1 - Effluent Gross										
Season: 0		Req.	<=167.0 Daily Average		Pounds per Day		<=7.0 Daily Maximum		Milligrams per Liter	Daily
NODI:			C - No Discharge				C - No Discharge			
50050	Flow, in conduit or thru treatment plant	Smpl.			MGD					
1 - Effluent Gross										
Season: 0		Req.	Req Mon Daily Average	Req Mon Daily Maximum	Million Gallons per Day					Contd
NODI:			C - No Discharge	C - No Discharge						
50050	Flow, in conduit or thru treatment plant	Smpl.			MGD					
Y - Effluent Gross (Supplementary)										
Season: 0		Req.	<=10.0 Annual Average		Million Gallons per Day					Month
NODI:			C - No Discharge							
50060	Chlorine, total residual	Smpl.								
A - Disinfection, Process Complete										
Season: 0		Req.								
NODI:										
50060	Chlorine, total residual	Smpl.								
B - Prior to Disinfection										
Season: 0		Req.								
NODI:										
51040	E. coli	Smpl.								
1 - Effluent Gross										
Season: 0		Req.								
NODI:										
51040	E. coli	Smpl.								
1 - Effluent Gross										
Season: 0		Req.								
NODI:										
80082	BOD, carbonaceous [5 day, 20 C]	Smpl.								
1 - Effluent Gross										
Season: 0		Req.	<=834.0 Daily Average		Pounds per Day		<=25.0 Daily Maximum		Milligrams per Liter	Daily
NODI:			C - No Discharge				C - No Discharge			



SNC 004

Collapse Header

Permit
 Permit ID: TX0077801
 Permittee: SAN ANTONIO WATER SYSTEM
 Facility: STEVEN M CLOUSE WATER RECYCLING CENTER
 Permitted Feature: 004 - External Outfall
 Report Dates & Status: From 06/01/20 to 06/30/20
 Monitoring Period: NetDMR Validated
 Status:
 Principal Executive Officer: Raymond, Director
 First Name: Raymond
 Title: Director
 No Data Indicator (NODI) Form NODI:

Major:
 Permittee Address: 2800 US HIGHWAY 281 NORTH
 SAN ANTONIO, TX 78212
 3495 VALLEY RD
 Facility Location: SAN ANTONIO, TX 78221
 Discharge: A - DOMESTIC FACILITY - 004
 DMR Due Date: 07/20/20
 Last Name: Perez
 Telephone: 210-233-3934

Code	Parameter Name	NODI	Quantity or Loading		Quality or Concentration		# of Ex.	Fre Anz	
			Value 1	Value 2	Value 1	Value 2			Units
00300	Oxygen, dissolved [DO]	Smpl.	= 6.0				mg/L	0	0100
1 - Effluent Gross									
Season: 0		Req.	>=5.0 Monthly Minimum				Milligrams per Liter		Daily
NODI:									
00400	pH	Smpl.	= 7.1		= 7.4		SU	0	0100
1 - Effluent Gross									
Season: 0		Req.	>=6.5 Minimum		<=9.0 Maximum		Standard Units		Daily
NODI:									
00530	Solids, total suspended	Smpl.	= 16.95		= 14.0		mg/L	0	0100
1 - Effluent Gross									
Season: 0		Req.	<=375.0 Daily Average		<=15.0 Daily Average		Milligrams per Liter		Daily
NODI:									

Code	Parameter Name	NODI	Quantity or Loading			Quality or Concentration			# of Ex.	Fre Amt
			Value 1	Value 2	Units	Value 1	Value 2	Value 3		
00610	Nitrogen, ammonia total [as N]	Smpl.	= 1.81		lb/d		= 0.22	= 1.2	0	01/0
1 - Effluent Gross										
Season: 0	Req.	<=50.0 Daily Average			Pounds per Day		<=2.0 Daily Average	<=7.0 Daily Maximum		Daily
NODI:										
50050	Flow, in conduit or thru treatment plant	Smpl.	= 0.94	= 1.18	MGD				0	99/8
1 - Effluent Gross										
Season: 0	Req.	Req Mon Daily Average			Million Gallons per Day					Contd
NODI:										
50050	Flow, in conduit or thru treatment plant	Smpl.	= 0.72		MGD			= 0.06	0	01/0
Y - Effluent Gross (Supplementary)										
Season: 0	Req.	<=3.0 Annual Average			Million Gallons per Day			<0.1 Instantaneous Maximum		Daily
NODI:										
50060	Chlorine, total residual	Smpl.							0	01/0
A - Disinfection, Process Complete										
Season: 0	Req.									
NODI:										
51040	E. coli	Smpl.		= 1.04					0	01/0
1 - Effluent Gross										
Season: 0	Req.	>=1.0 Monthly Minimum								Daily
NODI:										
51040	E. coli	Smpl.					= 1.75	= 10.7	0	01/0
1 - Effluent Gross										
Season: 0	Req.	<=63.0 Daily Average					<=399.0 Daily Maximum			Week
NODI:										
80082	BOD, carbonaceous [5 day, 20 C]	Smpl.	= 25.67		lb/d		= 3.29	= 7.0	0	07/M
1 - Effluent Gross										
Season: 0	Req.	<=250.0 Daily Average			Pounds per Day		<=10.0 Daily Average	<=25.0 Daily Maximum		Daily
NODI:										

SMC 005

Edit DMR

Permit
 Permit ID: TX0077801
 Permittee: SAN ANTONIO WATER SYSTEM
 Facility: STEVEN M CLOUSE WATER RECYCLING CENTER
 Permitted Feature: 005 - External Outfall
 Report Dates & Status: From 06/01/20 to 06/30/20
 Monitoring Period: NetDMR Validated
 Status:
 Principal Executive Officer: Raymond, Director
 First Name: Raymond
 Title: Director
 No Data Indicator (NODI) Form NODI:

Major: 2800 US HIGHWAY 281 NORTH
 SAN ANTONIO, TX 78212
 3495 VALLEY RD
 SAN ANTONIO, TX 78221
 A - DOMESTIC FACILITY - 005

Permittee Address:
Facility Location:
Discharge:
DMR Due Date: 07/20/20

Last Name: Perez
Telephone: 210-233-3934

Code	Parameter Name	NODI	Quantity or Loading		Quality or Concentration			# of Ex.	Fret Anal		
			Value 1	Value 2	Value 1	Value 2	Value 3			Units	
00300	Oxygen, dissolved [DO]				= 6.1				mg/L	0	01/01
1 - Effluent Gross		Smpl.									
Season: 0		Req.			>=4.0 Monthly Minimum				Milligrams per Liter		Daily
NODI:											
00400	pH				= 6.8		= 7.3		SU	0	01/01
1 - Effluent Gross		Smpl.									
Season: 0		Req.			>=6.0 Minimum		<=9.0 Maximum		Standard Units		Daily
NODI:											
00530	Solids, total suspended										
1 - Effluent Gross		Smpl.			= 14.31		= 4.0		mg/L	0	01/01
Season: 0		Req.			<=325.0 Daily Average		<=15.0 Daily Average		Milligrams per Liter		Daily
NODI:											

Parameter	NODI	Value 1	Quantity or Loading	Value 2	Units	Value 1	Quality or Concentration	Value 2	Value 3	Units	# of Ex.	Freq Anal
00610 Nitrogen, ammonia total [as N]	Smpl.	1.56	lb/d				mg/L	0.21	1.2	mg/L	0	01/01
1 - Effluent Gross												
Season: 0	Req.	<=43.0 Daily Average			Pounds per Day		<=2.0 Daily Average		<=7.0 Daily Maximum	Milligrams per Liter		Daily
NODI:												
50050 Flow, in conduit or thru treatment plant	Smpl.	0.79	MGD	1.19	MGD						0	99/99
1 - Effluent Gross												
Season: 0	Req.	Req Mon Daily Average		Req Mon Daily Maximum	Million Gallons per Day							Contir
NODI:												
50050 Flow, in conduit or thru treatment plant	Smpl.	0.8	MGD		MGD						0	01/30
Y - Effluent Gross (Supplementary)												
Season: 0	Req.	<=2.6 Annual Average			Million Gallons per Day							Month
NODI:												
50060 Chlorine, total residual	Smpl.										0	01/01
A - Disinfection, Process Complete												
Season: 0	Req.										0	01/01
NODI:												
50060 Chlorine, total residual	Smpl.										0	01/01
B - Prior to Disinfection												
Season: 0	Req.										0	01/01
NODI:												
51040 E. coli	Smpl.										0	07/01
1 - Effluent Gross												
Season: 0	Req.											Weekly
NODI:												
80082 BOD, carbonaceous [5 day, 20 C]	Smpl.	21.59	lb/d		lb/d						0	01/01
1 - Effluent Gross												
Season: 0	Req.	<=217.0 Daily Average			Pounds per Day							Daily
NODI:												



SMC 006

Collapse Header

Permit
 Permit ID: TX0077801
 Permittee: SAN ANTONIO WATER SYSTEM
 Facility: STEVEN M CLOUSE WATER RECYCLING CENTER
 Permitted Feature: 006 - External Outfall
 Report Dates & Status: From 06/01/20 to 06/30/20
 Monitoring Period: NetDMR Validated
 Status:
 Principal Executive Officer: Raymond, Director
 First Name: Raymond
 Title: Director
 No Data Indicator (NODI) Form NODI:

Major:
 Permittee Address: 2800 US HIGHWAY 281 NORTH
 SAN ANTONIO, TX 78212
 3495 VALLEY RD
 Facility Location: SAN ANTONIO, TX 78221
 Discharge: A - DOMESTIC FACILITY - 006
 DMR Due Date: 07/20/20
 Last Name: Perez
 Telephone: 210-233-3934

Code	Parameter Name	NODI	Quantity or Loading		Quality or Concentration		# of Ex.	Fre Anz
			Value 1	Value 2	Value 1	Value 2		
00300	Oxygen, dissolved [DO]	Smpl.						
1 - Effluent Gross								
Season: 0		Req.						
NODI:								
00400	pH	Smpl.						
1 - Effluent Gross								
Season: 0		Req.						
NODI:								
00530	Solids, total suspended	Smpl.						
1 - Effluent Gross								
Season: 0		Req.						
NODI:								
00600	Ammonia Nitrogen	Smpl.						
1 - Effluent Gross								
Season: 0		Req.						
NODI:								

Code	Parameter Name	NODI	Quantity or Loading			Quality or Concentration			# of Ex.	Fre Anz	
			Value 1	Value 2	Units	Value 1	Value 2	Value 3			Units
00610	Nitrogen, ammonia total [as N]	Smpl.			lbs/d				mg/L		
1 - Effluent Gross											
Season: 0	Req.	<=767.0 Daily Average			Pounds per Day				Milligrams per Liter	Daily	
NODI:		C - No Discharge									
50050	Flow, in conduit or thru treatment plant	Smpl.			MGD						
1 - Effluent Gross											
Season: 0	Req.	Req Mon Daily Average	Req Mon Daily Maximum		Million Gallons per Day						
NODI:		C - No Discharge	C - No Discharge								
50050	Flow, in conduit or thru treatment plant	Smpl.			MGD						
Y - Effluent Gross (Supplementary)											
Season: 0	Req.	<=46.0 Annual Average			Million Gallons per Day					Montl	
NODI:		C - No Discharge									
50060	Chlorine, total residual	Smpl.							mg/L		
A - Disinfection, Process Complete											
Season: 0	Req.	<0.1 Instantaneous Maximum							Milligrams per Liter	Daily	
NODI:		C - No Discharge									
50060	Chlorine, total residual	Smpl.							mg/L		
B - Prior to Disinfection											
Season: 0	Req.	>=1.0 Monthly Minimum							Milligrams per Liter	Daily	
NODI:		C - No Discharge									
51040	E. coli	Smpl.							CFU/100mL		
1 - Effluent Gross											
Season: 0	Req.	<=399.0 Daily Average							Colony Forming Units per 100ml	Five 1 Week	
NODI:		C - No Discharge									
80082	BOD, carbonaceous [5 day, 20 C]	Smpl.							mg/L		
1 - Effluent Gross											
Season: 0	Req.	<=10.0 Daily Average			Pounds per Day				Milligrams per Liter	Daily	
NODI:		C - No Discharge									



SMC 101

Collapse Header

Permit TX0077801 Major: 2800 US HIGHWAY 281 NORTH

Permittee: SAN ANTONIO WATER SYSTEM **Permittee Address:** SAN ANTONIO, TX 78212
3495 VALLEY RD

Facility: STEVEN M CLOUSE WATER RECYCLING CENTER **Facility Location:** SAN ANTONIO, TX 78221

Permitted Feature: 101 - Internal Outfall **Discharge:** A - DOMESTIC WASTEWATER - 101

Report Dates & Status From 06/01/20 to 06/30/20 **DMR Due Date:** 07/20/20

Monitoring Period: NetDMR Validated

Status:

Principal Executive Officer

First Name: Raymond **Last Name:** Perez

Title: Director **Telephone:** 210-233-3934

No Data Indicator (NODI)

Form NODI:

Code	Parameter Name	NODI	Quantity or Loading		Quality or Concentration			# of Ex.	Freq. of Analysis	Smpl. Type
			Value 1	Value 2	Value 1	Value 2	Value 3			
50050	Flow, in conduit or thru treatment plant	Smpl.	= 6.11	= 9.14				0	99/99	TM
	1 - Effluent Gross									
Season: 0		Req.	Req Mon Daily Average	Req Mon Daily Maximum					Continuous	TOTAL
NODI:		NODI								
50050	Flow, in conduit or thru treatment plant	Smpl.	= 4.97					0	99/99	TM
	Y - Effluent Gross (Supplementary)									
Season: 0		Req.	Req Mon Annual Average						Continuous	TOTAL
NODI:		NODI								



SMC 102

Collapse Header

Permit TX0077801 Major: 2800 US HIGHWAY 281 NORTH

Permittee: SAN ANTONIO WATER SYSTEM **Permittee Address:** SAN ANTONIO, TX 78212
3495 VALLEY RD

Facility: STEVEN M CLOUSE WATER RECYCLING CENTER **Facility Location:** SAN ANTONIO, TX 78221

Permitted Feature: 102 - Internal Outfall **Discharge:** A - TOTAL DISCHARGE - 001 & 101

Report Dates & Status From 06/01/20 to 06/30/20 **DMR Due Date:** 07/20/20
NetDMR Validated

Principal Executive Officer
First Name: Raymond **Last Name:** Perez
Title: Director **Telephone:**

No Data Indicator (NODI)
Form NODI:

Code	Parameter Name	NODI	Quantity or Loading		Units	Quality or Concentration			# of Ex.	Freq. of Analysis	Smpl. Type
			Value 1	Value 2		Value 1	Value 2	Value 3			
50050	Flow, in conduit or thru treatment plant	Smpl.	= 90.12	= 102.04	MGD				0	99/99	TM
	1 - Effluent Gross										
Season: 0		Req.	Req Mon Daily Average	Req Mon Daily Maximum	Million Gallons per Day					Continuous	TOTALZ
NODI:		NODI									
50050	Flow, in conduit or thru treatment plant	Smpl.	= 89.27		MGD				0	99/99	TM
Y - Effluent Gross (Supplementary)		Req.	<=125.0 Annual Average		Million Gallons per Day					Continuous	TOTALZ
Season: 0		NODI									
NODI:		NODI									

TEXAS COMMISSION ON ENVIRONMENTAL QUALITY

P.O. BOX 13087 • AUSTIN, TEXAS 78711-3087
MONTHLY EFFLUENT REPORT



PAGE 1

SAN ANTONIO WATER SYSTEM
3495 VALLEY RD
SAN ANTONIO TX 78221-5238



40B	WQ0010137-033	02	20	06	12647
SYS	PERMIT NUMBER	SET	YEAR MO.		EID

THIS REPORT TO BE USED FOR COMBINED MONITORING for 001/800/900 Steve M. Clouse WRC
 SEE BACK FOR INSTRUCTIONS AND DEFINITIONS.
 PLEASE RETAIN A PHOTOCOPY FOR YOUR RECORDS. **TCEQ COPY**

PARAMETER	EFFLUENT CONDITION		NO. EX.	FREQUENCY OF ANALYSIS		SAMPLE TYPE		
	REPORTED	PERMITTED		VALUE	UNITS			
500507124 FLOW DLY AVG	REPORTED		90.12	MGD	0	02	11	
	PERMITTED					02	CONT	CONT
500507128 FLOW ANN AVG	REPORTED		89.27	MGD	0	02	11	
	PERMITTED					02	CONT	CONT
NUMBER OF OPERATOR CERTIFICATE	REPORTED		WW0013780	NUMBER	0	01		NA
	PERMITTED					01	01	NA NA
EXPIRATION OF OPERATOR CERTIFICATE	REPORTED		07/15/2022	DATE	0	01		NA
	PERMITTED					01	01	NA NA
CLASS OF OPERATOR CERTIFICATE	REPORTED		A	LETTER	0	01		NA
	PERMITTED					01	01	NA NA
	REPORTED							
	PERMITTED							
	REPORTED							
	PERMITTED							
	REPORTED							
	PERMITTED							
	REPORTED							
	PERMITTED							
	REPORTED							
	PERMITTED							
	REPORTED							
	PERMITTED							

COMMENTS AND EXPLANATIONS *(Reference all attachments here)*

I CERTIFY THAT I AM FAMILIAR WITH THE INFORMATION CONTAINED IN THIS REPORT AND THAT TO THE BEST OF MY KNOWLEDGE AND BELIEF SUCH INFORMATION IS TRUE AND COMPLETE AND ACCURATE.	NAME	SIGNATURE	DATE
	Tad Eaton Manager-Prod & Treat Ops		20 07 14
TELEPHONE NUMBER	PLANT OPERATOR	PLANT OPERATOR	YEAR MO. DAY
2 1 0 2 3 3 3 2 3 9	Raymond Perez Director, Treatment & Production		20 07 14
AREA CODE	NUMBER	EXECUTIVE OFFICER	EXECUTIVE OFFICER
			YEAR MO. DAY

TEXAS COMMISSION ON ENVIRONMENTAL QUALITY

P.O. BOX 13087 • AUSTIN, TEXAS 78711-3087
MONTHLY EFFLUENT REPORT



PAGE 1

SAN ANTONIO WATER SYSTEM
3495 VALLEY RD
SAN ANTONIO TX 78221-5238



40B	WQ0010137-033	02	20	06	12551
SYS	PERMIT NUMBER	SET	YEAR	MO.	EID

THIS REPORT TO BE USED FOR RECLAIMED WATER TYPE | Steve M. ClousewRC
SEE BACK FOR INSTRUCTIONS AND DEFINITIONS.
PLEASE RETAIN A PHOTOCOPY FOR YOUR RECORDS.

TCEQ COPY

PARAMETER	EFFLUENT CONDITION		NO. EX.	FREQUENCY OF ANALYSIS	SAMPLE TYPE		
	REPORTED	PERMITTED			VALUE	UNITS	
000085342 TRANSFER DAYS/MON	REPORTED	PERMITTED	25	DAY	0 01	01	
316164024 E-COLI DLY AVG	REPORTED	PERMITTED	1.34	#/100 ML	0 11	03	
316164030 E-COLI IND GRAB	REPORTED	PERMITTED	7.30	#/100 ML	0 11	03	
500507124 FLOW DLY AVG	REPORTED	PERMITTED	1.54	MGD	0 02	11	
500507128 FLOW ANN AVG	REPORTED	PERMITTED	1.54	MGD	0 02	11	
800821024 BOD CARB DLY AVG	REPORTED	PERMITTED	3.00	MG/L	0 08	10	12-PRT-COM
820796624 TURBIDITY 30DAYAVG	REPORTED	PERMITTED	0.96	NTU	0 08	10	12-PRT-COM
NUMBER OF OPERATOR CERTIFICATE	REPORTED	PERMITTED	WW0013780	NUMBER	0 01	NA	
EXPIRATION OF OPERATOR CERTIFICATE	REPORTED	PERMITTED	07/15/2022	DATE	0 01	NA	
CLASS OF OPERATOR CERTIFICATE	REPORTED	PERMITTED	A	LETTER	0 01	NA	
	REPORTED	PERMITTED					

COMMENTS AND EXPLANATIONS *(Reference all attachments here)*

I CERTIFY THAT I AM FAMILIAR WITH THE INFORMATION CONTAINED IN THIS REPORT AND THAT TO THE BEST OF MY KNOWLEDGE AND BELIEF SUCH INFORMATION IS TRUE AND COMPLETE AND ACCURATE.	NAME	SIGNATURE	DATE
	Tad Eaton Manager-Prod & Treat Ops		20 07 14
TELEPHONE NUMBER	PLANT OPERATOR	PLANT OPERATOR	YEAR MO. DAY
2 1 0 2 3 3 3 2 3 9	Raymond Perez Director, Treatment & Production		20 07 14
AREA CODE	NUMBER	EXECUTIVE OFFICER	EXECUTIVE OFFICER

TEXAS COMMISSION ON ENVIRONMENTAL QUALITY

P.O. BOX 13087 • AUSTIN, TEXAS 78711-3087
MONTHLY EFFLUENT REPORT



PAGE 1

SAN ANTONIO WATER SYSTEM
3495 VALLEY RD
SAN ANTONIO TX 78221-5238



40B	WQ0010137-033	02	20	06	12552
SYS	PERMIT NUMBER	SET	YEAR	MO.	EID

THIS REPORT TO BE USED FOR **RECLAIMED WATER TYPE II Steve M. Clouse WRC**
SEE BACK FOR INSTRUCTIONS AND DEFINITIONS.
PLEASE RETAIN A PHOTOCOPY FOR YOUR RECORDS.

TCEQ COPY

PARAMETER	EFFLUENT CONDITION		NO. EX.	FREQUENCY OF ANALYSIS		SAMPLE TYPE	
	REPORTED	PERMITTED		VALUE	UNITS		
000085342 TRANSFER DAYS/MON	REPORTED	PERMITTED	0	DAY			
					01	NA	01 NA
316164024 FEC. COLI DLY AVG	REPORTED	PERMITTED		#/100 ML			
					14	1/WEEK	03 GRABPKLOAD
316164030 FEC. COLI IND GRAB	REPORTED	PERMITTED		#/100 ML			
					14	1/WEEK	03 GRABPKLOAD
500507124 FLOW DLY AVG	REPORTED	PERMITTED		MGD			
					02	CONT	11 CONT
500507128 FLOW ANN AVG	REPORTED	PERMITTED		MGD			
					02	CONT	11 CONT
800821024 BOD CARB DLY AVG	REPORTED	PERMITTED		MG/L			
					14	1/WEEK	03 GRABPKLOAD
NUMBER OF OPERATOR CERTIFICATE	REPORTED	PERMITTED	WW0013780	NUMBER	0	01	NA
						01	01 NA NA
EXPIRATION OF OPERATOR CERTIFICATE	REPORTED	PERMITTED	07/15/2022	DATE	0	01	NA
						01	01 NA NA
CLASS OF OPERATOR CERTIFICATE	REPORTED	PERMITTED	A	LETTER	0	01	NA
						01	01 NA NA
	REPORTED	PERMITTED					
	REPORTED	PERMITTED					

COMMENTS AND EXPLANATIONS *(Reference all attachments here)*

I CERTIFY THAT I AM FAMILIAR WITH THE INFORMATION CONTAINED IN THIS REPORT AND THAT TO THE BEST OF MY KNOWLEDGE AND BELIEF SUCH INFORMATION IS TRUE AND COMPLETE AND ACCURATE.	NAME	SIGNATURE	DATE
	Tad Eaton Manager-Prod & Treat Ops		20 07 14 YEAR MO. DAY
TELEPHONE NUMBER	PLANT OPERATOR	PLANT OPERATOR	YEAR MO. DAY
210 233 3239 AREA CODE NUMBER	Raymond Perez Director, Treatment & Production		20 07 14 YEAR MO. DAY
	EXECUTIVE OFFICER	EXECUTIVE OFFICER	YEAR MO. DAY