



January 15, 2020

U.S. Environmental Protection Agency, Region VI  
Chief, Water Enforcement Branch (6EN-W)  
Compliance Assurance and Enforcement Division  
1445 Ross Avenue  
Dallas, TX 75202-2733

Via U.S. Certified Mail  
RRR #7017 0530 0001 0086 5337

U.S. Environmental Protection Agency, Region VI  
Attn: Ms. Judy Edelbrock (6EN-W)  
Environmental Protection Specialist  
Enforcement Branch  
1445 Ross Avenue  
Dallas, TX 75202-2733

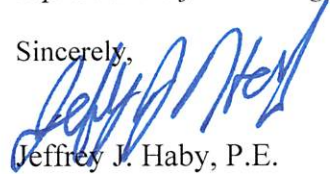
Via U.S. Certified Mail  
RRR #7017 0530 0001 0086 5337

Re: DOJ Case No. [90-5-1-1-09215]  
Consent Decree  
Date of Lodging: July 23, 2013  
Date of Entry: October 15, 2013  
CA No. 5:13-cv-00666-DAE, United States of America and State of Texas v. San Antonio Water System, in the United States District Court for the Western District of Texas, San Antonio Division

Dear Sir/Madam:

Section 12 a. of the above-referenced Consent Decree requires that within 90 days after Lodging the San Antonio Water System shall provide a copy of the monthly compliance report required by its TPDES permits to the United States Environmental Protection Agency at the same time the report is submitted to the Texas Commission on Environmental Quality. A copy of the monthly compliance report for December 2019 is attached and is provided in compliance with Consent Decree requirements.

*I certify under penalty of law that this document and all attachments were prepared under my direction or supervision in accordance with a system designed to assure that qualified personnel properly gather and evaluate the information submitted. Based on my inquiry of the person or persons who manage the system, or those persons directly responsible for gathering such information, the information submitted is, to the best of my knowledge and belief, true, accurate, and complete. I am aware that there are significant penalties for submitting false information, including the possibility of fine and imprisonment for knowing violations.*

Sincerely,  
  
Jeffrey J. Haby, P.E.  
Vice President – Production & Treatment

Enc. As stated



January 15, 2020

U.S. Department of Justice  
Environmental Enforcement Section  
Environment and Natural Resources Division  
P.O. Box 7611  
Washington, D.C. 20044-7611

Via U.S. Certified Mail  
RRR# 7017 0530 0001 0086 5320

Re: DOJ Case No. [90-5-1-1-09215]

Consent Decree

Date of Lodging: July 23, 2013

Date of Entry: October 15, 2013

CA No. 5:13-cv-00666-DAE, United States of America and State of Texas v. San Antonio Water System, in the United States District Court for the Western District of Texas, San Antonio Division

Dear Sir/Madam:

Section 12 a. of the above-referenced Consent Decree requires that within 90 days after Lodging the San Antonio Water System shall provide a copy of the monthly compliance report required by its TPDES permits to the United States Environmental Protection Agency at the same time the report is submitted to the Texas Commission on Environmental Quality. A copy of the monthly compliance report for December 2019 is attached and is provided in compliance with Consent Decree requirements.

*I certify under penalty of law that this document and all attachments were prepared under my direction or supervision in accordance with a system designed to assure that qualified personnel properly gather and evaluate the information submitted. Based on my inquiry of the person or persons who manage the system, or those persons directly responsible for gathering such information, the information submitted is, to the best of my knowledge and belief, true, accurate, and complete. I am aware that there are significant penalties for submitting false information, including the possibility of fine and imprisonment for knowing violations.*

Sincerely,

A handwritten signature in blue ink, appearing to read "Jeffrey J. Haby".

Jeffrey J. Haby, P.E.

Vice President – Production & Treatment

Enc. As stated



[View All Copies of Submissions](#) | [DMR/COR Search Results](#) | [View DMR Signing Status](#)

## ✓ Signing Process Confirmation - CDX Activity ID: \_82d9b8cf-5911-4717-9f50-41bff50ef5d4

Your DMRs are undergoing the Signing Process

| Permit ID | Facility                              | Permitted Feature | Discharge # | Discharge Description        | Monitoring Period End Date | DMR Due Date |
|-----------|---------------------------------------|-------------------|-------------|------------------------------|----------------------------|--------------|
| TX0052639 | LEON CREEK WATER RECYCLING CENTER     | 001               | 001-A       | DOMESTIC FACILITY - 001      | 12/31/19                   | 01/20/20     |
| TX0052639 | LEON CREEK WATER RECYCLING CENTER     | 002               | 002-A       | DOMESTIC FACILITY - 002      | 12/31/19                   | 01/20/20     |
| TX0052639 | LEON CREEK WATER RECYCLING CENTER     | 101               | 101-A       | COMBINED OUTFALLS 001 & 002  | 12/31/19                   | 01/20/20     |
| TX0055689 | MEDIO CREEK WATER RECYC. CTR.         | 001               | 001-B       | DOMESTIC FACILITY - 001      | 12/31/19                   | 01/20/20     |
| TX0065641 | MITCHELL LAKE WWTF                    | 001               | 001-A       | DOMESTIC FACILITY - 001      | 12/31/19                   | 01/25/20     |
| TX0077801 | DOS RIOS WATER RECYCLING CTR.         | 001               | 001-A       | DOMESTIC FACILITY - 001      | 12/31/19                   | 01/20/20     |
| TX0077801 | DOS RIOS WATER RECYCLING CTR.         | 002               | 002-A       | DOMESTIC FACILITY - 002      | 12/31/19                   | 01/20/20     |
| TX0077801 | DOS RIOS WATER RECYCLING CTR.         | 003               | 003-A       | DOMESTIC FACILITY - 003      | 12/31/19                   | 01/20/20     |
| TX0077801 | DOS RIOS WATER RECYCLING CTR.         | 004               | 004-A       | DOMESTIC FACILITY - 004      | 12/31/19                   | 01/20/20     |
| TX0077801 | DOS RIOS WATER RECYCLING CTR.         | 005               | 005-A       | DOMESTIC FACILITY - 005      | 12/31/19                   | 01/20/20     |
| TX0077801 | DOS RIOS WATER RECYCLING CTR.         | 006               | 006-A       | DOMESTIC FACILITY - 006      | 12/31/19                   | 01/20/20     |
| TX0077801 | DOS RIOS WATER RECYCLING CTR.         | 101               | 101-A       | DOMESTIC WASTEWATER - 101    | 12/31/19                   | 01/20/20     |
| TX0077801 | DOS RIOS WATER RECYCLING CTR.         | 102               | 102-A       | TOTAL DISCHARGE - 001 & 101  | 12/31/19                   | 01/20/20     |
| TX0125083 | SAN ANTONIO WATER SYSTEM PORTABLE WTP | 001               | 001-A       | WATER TREATMENT WASTES - 001 | 12/31/19                   | 01/20/20     |

ML - NO DISCHARGE  
le 001

Edit DMR

Collapse Header

|                                    |                           |                           |   |
|------------------------------------|---------------------------|---------------------------|---|
| <b>Permit ID:</b>                  | TX0065641                 | <b>Major:</b>             | <input type="checkbox"/>  |
| <b>Permittee:</b>                  | SAN ANTONIO WATER SYSTEM  | <b>Permittee Address:</b> | 2800 US HWY 281 NORTH   |
| <b>Facility:</b>                   | MITCHELL LAKE WWTF        | <b>Facility Location:</b> | SAN ANTONIO, TX 78712<br>10762 PLEASANTON RD<br>SAN ANTONIO, TX 78212 |
| <b>Permitted Feature:</b>          | 001 - External Outfall    | <b>Discharge:</b>         | A - DOMESTIC FACILITY - 001   |
| <b>Report Dates &amp; Status</b>   |                           | <b>DMR Due Date:</b>      | 01/25/20  |
| <b>Monitoring Period:</b>          | From 12/01/19 to 12/31/19 |                           |   |
| <b>Status:</b>                     | NetDMR Validated          |                           |   |
| <b>Principal Executive Officer</b> |                           | <b>Last Name:</b>         | Perez   |
| <b>First Name:</b>                 | Raymond                   | <b>Telephone:</b>         | 210-233-3934  |
| <b>Title:</b>                      | Director                  |                           |   |
| <b>No Data Indicator (NODI)</b>    |                           |                           |   |
| <b>Form NODI:</b>                  |                           |                           |   |

| Parameter Code | Name                                     | NODI  | Quantity or Loading |               |         | Quality or Concentration |                         |         | # of Ex. | Freq. of Analysis | Smpl. Type |
|----------------|--|-------|---------------------|---------------|---------|--------------------------|-------------------------|---------|----------|-------------------|------------|
|                |  |       | Value 1             | Value 2       | Units   | Value 1                  | Value 2                 | Value 3 |          |                   |            |
| 00300          | Oxygen, dissolved [DO]                   |       |                     |               |         |                          |                         |         |          |                   |            |
|                | 1 - Effluent Gross                       | Smpl. |                     |               |         |                          |                         |         |          |                   |            |
|                | Season: 0                                | Req.  |                     |               |         |                          |                         |         |          |                   |            |
|                | NODI: [C]                                | NODI  |                     |               |         |                          |                         |         |          |                   |            |
| 00310          | BOD, 5-day, 20 deg. C                    |       |                     |               |         |                          |                         |         |          |                   |            |
|                | 1 - Effluent Gross                       | Smpl. |                     |               |         |                          |                         |         |          |                   |            |
|                | Season: 0                                | Req.  |                     |               |         |                          |                         |         |          |                   |            |
|                | NODI: [C]                                | NODI  |                     |               |         |                          |                         |         |          |                   |            |
| 00400          | pH                                       |       |                     |               |         |                          |                         |         |          |                   |            |
|                | 1 - Effluent Gross                       | Smpl. |                     |               |         |                          |                         |         |          |                   |            |
|                | Season: 0                                | Req.  |                     |               |         |                          |                         |         |          |                   |            |
|                | NODI: [C]                                | NODI  |                     |               |         |                          |                         |         |          |                   |            |
| 00530          | Solids, total suspended                  |       |                     |               |         |                          |                         |         |          |                   |            |
|                | 1 - Effluent Gross                       | Smpl. |                     |               |         |                          |                         |         |          |                   |            |
|                | Season: 0                                | Req.  |                     |               |         |                          |                         |         |          |                   |            |
|                | NODI: [C]                                | NODI  |                     |               |         |                          |                         |         |          |                   |            |
| 50050          | Flow, in conduit or thru treatment plant |       |                     |               |         |                          |                         |         |          |                   |            |
|                | 1 - Effluent Gross                       | Smpl. |                     |               |         |                          |                         |         |          |                   |            |
|                | Season: 0                                | Req.  | Req Mon             | Daily Average | Req Mon | Daily Maximum            | Million Gallons per Day |         |          |                   | Daily      |
|                | NODI: [C]                                | NODI  | [C]                 | [C]           | [C]     | [C]                      |                         |         |          |                   | INSTAN     |
| 51040          | E. coli                                  |       |                     |               |         |                          |                         |         |          |                   |            |
|                | 1 - Effluent Gross                       | Smpl. |                     |               |         |                          |                         |         |          |                   |            |
|                | Season: 0                                | Req.  |                     |               |         |                          |                         |         |          |                   |            |
|                | NODI: [C]                                | NODI  |                     |               |         |                          |                         |         |          |                   |            |

# OVERFLOW REPORT

PERIOD: DECEMBER 2019

WATERSHED: LEON CREEK

TCEQ PERMIT # 10137-003

EPA PERMIT # 0052639

| WO #                 | INSPT# | SR #    | Date                  | Address       | Gallons | Cause                    | Action | Duration     | Response Time | Discharged To           | Comments   |   |
|----------------------|--------|---------|-----------------------|---------------|---------|--------------------------|--------|--------------|---------------|-------------------------|--|---|
|                      | 608265 | 3100786 | 12/26/2019            | Bandera Rd    | 10300   | 1,300                    | Grease | Cleaned Main | 2.17          | 1.67                    | Storm Drain - Over The Edwards Aquifer Transition Zone | Cleanup Is Ongoing                                  |
|                      | 606352 | 3086228 | 12/12/2019            | Wexford Brook | 5700    | 820                      | Debris | Cleaned Main | 1.37          | 0.87                    | Drainage Culvert - Spilled Into Zarzamora Creek        | Area Cleaned and Disinfected, Flushed Area with H2O |
|                      | 605928 | 3081037 | 12/9/2019             | Pipers Cross  | 3702    | 500                      | Grease | Cleaned Main | 1.67          | 0.87                    | Creek Bed  | Area Cleaned and Disinfected, Flushed Area with H2O |
| 1769588              | 605475 | 3072335 | 12/3/2019             | S Hausman Rd  | 12011   | 24,600                   | Debris | Cleaned Main | 4.10          | 0.68                    | Ground - Over The Edwards Aquifer Recharge Zone        | Cleanup Is Ongoing                                  |
| <b>Total Events:</b> |        | 4       | <b>Total Gallons:</b> |               | 27,220  | <b>Average Duration:</b> |        | 2.33         | 1.02          | <b>Average Response</b> |  |   |

Tuesday, January 07, 2020

Note: Comments reflect status reported on the 5-Day report



**Edit DMR**

LC 001

Collapse Header

**Permit**

**Permit ID:** TX0052639  
**Permittee:** SAN ANTONIO WATER SYSTEM

**Major:**   
**Permittee Address:** 2800 US HWY 281 NORTH

**Facility:** LEON CREEK WATER RECYCLING CENTER

**Facility Location:** SAN ANTONIO, TX 78712  
1104 MAURMAN ROAD

**Permitted Feature:** 001 - External Outfall

**Discharge:** A - DOMESTIC FACILITY - 001

**Report Dates & Status**

**Monitoring Period:** From 12/01/19 to 12/31/19  
**Status:** NetDMR Validated

**DMR Due Date:** 01/20/20

**Principal Executive Officer**

**First Name:** Raymond  
**Title:** Director

**Last Name:** Perez  
**Telephone:** 210-233-3934

**No Data Indicator (NODI)**

**Form NODI:**

Showing Parameters 1 - 10 of 13 ◀ ◁ 1 2 ▷ ▶

| Code  | Parameter Name             | NODI  | Quantity or Loading    |         |                | Quality or Concentration |                      |         | # of Ex.             | Freq. of Analysis | Smpl. Type |        |
|-------|----------------------------|-------|------------------------|---------|----------------|--------------------------|----------------------|---------|----------------------|-------------------|------------|--------|
|       |                            |       | Value 1                | Value 2 | Units          | Value 1                  | Value 2              | Value 3 |                      |                   |            | Units  |
| 00300 | Oxygen, dissolved [DO]     | Smpl. |                        |         |                | = 7.4                    |                      |         | mg/L                 | 0                 | 01/01      | GR     |
|       | 1 - Effluent Gross         |       |                        |         |                |                          |                      |         |                      |                   |            |        |
|       | Season: 0                  | Req.  |                        |         |                | >=5.0 Monthly Minimum    |                      |         | Milligrams per Liter |                   | Daily      | GRAB   |
|       | NODI: <input type="text"/> | NODI  |                        |         |                |                          |                      |         |                      |                   |            |        |
| 00400 | pH                         | Smpl. |                        |         |                | = 6.9                    | = 7.8                |         | SU                   | 0                 | 01/01      | GR     |
|       | 1 - Effluent Gross         |       |                        |         |                |                          |                      |         |                      |                   |            |        |
|       | Season: 0                  | Req.  |                        |         |                | >=6.0 Minimum            | <=9.0 Maximum        |         | Standard Units       |                   | Daily      | GRAB   |
|       | NODI: <input type="text"/> | NODI  |                        |         |                |                          |                      |         |                      |                   |            |        |
| 00530 | Solids, total suspended    | Smpl. | = 211                  |         | lb/d           | = 1                      | = 1                  |         | mg/L                 | 0                 | 01/01      | CP     |
|       | 1 - Effluent Gross         |       |                        |         |                |                          |                      |         |                      |                   |            |        |
|       | Season: 0                  | Req.  | <=5755.0 Daily Average |         | Pounds per Day | <=15.0 Daily Average     | <=40.0 Daily Maximum |         | Milligrams per Liter |                   | Daily      | COMPOS |
|       | NODI: <input type="text"/> | NODI  |                        |         |                |                          |                      |         |                      |                   |            |        |

| Code                               | Parameter Name                           | NODI  | Quantity or Loading   |          |                       | Quality or Concentration |   |                      | # of Ex.             | Freq. of Analysis | Smpl. Type |
|------------------------------------|--|-------|-----------------------|----------|-----------------------|--------------------------|---|----------------------|----------------------|-------------------|------------|
|                                    |  |       | Value 1               | Value 2  | Units                 | Value 1                  | Value 2                                     | Value 3              |                      |                   |            |
| 00610                              | Nitrogen, ammonia total [as N]           | Smpl. | = 152                 |          | lb/d                  | = 0.65                   | = 4.14                                      | mg/L                 | 0                    | 01/01             | CP         |
| 1 - Effluent Gross                 |  |       |                       |          |                       |                          |   |                      |                      |                   |            |
| Season: 0                          |  | Req.  | <=767.0 Daily Average |          |                       | Pounds per Day           | <=2.0 Daily Average <=7.0 Daily Maximum     |                      | Milligrams per Liter | Daily             | COMPOS     |
| NODI:                              |  | NODI  |                       |          |                       |                          |   |                      |                      |                   |            |
| 00940                              | Chloride [as Cl]                         | Smpl. | = 35,477              |          | lb/d                  | = 169                    | = 178                                       | mg/L                 | 0                    | 01/01             | CP         |
| 1 - Effluent Gross                 |  |       |                       |          |                       |                          |   |                      |                      |                   |            |
| Season: 0                          |  | Req.  | Req Mon Daily Average |          |                       | Pounds per Day           | Req Mon Daily Average Req Mon Daily Maximum |                      | Milligrams per Liter | Daily             | COMPOS     |
| NODI:                              |  | NODI  |                       |          |                       |                          |   |                      |                      |                   |            |
| 50050                              | Flow, in conduit or thru treatment plant | Smpl. | = 25.32               | = 33     | MGD                   |                          |   |                      | 0                    | 99/99             | TM         |
| 1 - Effluent Gross                 |  |       |                       |          |                       |                          |   |                      |                      |                   |            |
| Season: 0                          |  | Req.  | Req Mon Daily Average |          | Req Mon Daily Maximum | Million Gallons per Day  |   |                      |                      | Continuous        | TOTALZ     |
| NODI:                              |  | NODI  |                       |          |                       |                          |   |                      |                      |                   |            |
| 50050                              | Flow, in conduit or thru treatment plant | Smpl. |                       | = 31,844 | gal/min               |                          |   |                      | 0                    | 99/99             | TM         |
| P - See Comments                   |  |       |                       |          |                       |                          |   |                      |                      |                   |            |
| Season: 0                          |  | Req.  | <=63889.0 2 Hour Peak |          |                       | Gallons per Minute       |   |                      |                      | Continuous        | TOTALZ     |
| NODI:                              |  | NODI  |                       |          |                       |                          |   |                      |                      |                   |            |
| 50050                              | Flow, in conduit or thru treatment plant | Smpl. | = 24.46               |          | MGD                   |                          |   |                      | 0                    | 99/99             | TM         |
| Y - Effluent Gross (Supplementary) |  |       |                       |          |                       |                          |   |                      |                      |                   |            |
| Season: 0                          |  | Req.  | <=46.0 Annual Average |          |                       | Million Gallons per Day  |   |                      |                      | Continuous        | TOTALZ     |
| NODI:                              |  | NODI  |                       |          |                       |                          |   |                      |                      |                   |            |
| 50060                              | Chlorine, total residual                 | Smpl. |                       |          |                       |                          | = 0.07                                      | mg/L                 | 0                    | 01/01             | GR         |
| A - Disinfection, Process Complete |  |       |                       |          |                       |                          |   |                      |                      |                   |            |
| Season: 0                          |  | Req.  |                       |          |                       |                          | <0.1 Instantaneous Maximum                  | Milligrams per Liter | Daily                | GRAB              |            |
| NODI:                              |  | NODI  |                       |          |                       |                          |   |                      |                      |                   |            |
| 50060                              | Chlorine, total residual                 | Smpl. |                       | = 1.33   |                       |                          |   | mg/L                 | 0                    | 01/01             | GR         |
| B - Prior to Disinfection          |  |       |                       |          |                       |                          |   |                      |                      |                   |            |
| Season: 0                          |  | Req.  |                       |          |                       |                          | >=1.0 Monthly Minimum                       | Milligrams per Liter | Daily                | GRAB              |            |
| NODI:                              |  | NODI  |                       |          |                       |                          |   |                      |                      |                   |            |

LC001

Collapse Header

Permit

Permit ID: TX0052639  
 Permittee: SAN ANTONIO WATER SYSTEM

Major:   
 Permittee Address: 2800 US HWY 281 NORTH  
 SAN ANTONIO, TX 78712  
 1104 MAUERMAN ROAD  
 SAN ANTONIO, TX 78224  
 Discharge: A - DOMESTIC FACILITY - 001

Facility: LEON CREEK WATER RECYCLING CENTER

Facility Location:  
 DMR Due Date: 01/20/20

Permitted Feature: 001 - External Outfall

Report Dates & Status

Monitoring Period: From 12/01/19 to 12/31/19  
 Status: NetDMR Validated

Principal Executive Officer

First Name: Raymond  
 Title: Director

Last Name: Perez  
 Telephone: 210-233-3934

No Data Indicator (NODI)

Form NODI:

Showing Parameters 11 - 13 of 13

| Code                       | Parameter Name                  | NODI  | Quantity or Loading    |         |                | Quality or Concentration |                       |                                | # of Ex. | Freq. of Analysis | Smpl. Type |
|----------------------------|---------------------------------|-------|------------------------|---------|----------------|--------------------------|-----------------------|--------------------------------|----------|-------------------|------------|
|                            |                                 |       | Value 1                | Value 2 | Units          | Value 1                  | Value 2               | Value 3                        |          |                   |            |
| 51040                      | E. coli                         | Smpl. |                        |         |                | = 1.2                    | = 47.3                | CFU/100mL                      | 0        | 07WK              | GR         |
| 1 - Effluent Gross         |                                 |       |                        |         |                |                          |                       |                                |          |                   |            |
| Season: 0                  |                                 | Req.  |                        |         |                | <=126.0 Daily Average    | <=399.0 Daily Maximum | Colony Forming Units per 100ml |          | Five Per Week     | GRAB       |
| NODI: <input type="text"/> |                                 | NODI  |                        |         |                | <input type="text"/>     | <input type="text"/>  |                                |          |                   |            |
| 70295                      | Solids, total dissolved         | Smpl. | = 157,556              |         | lb/d           | = 746                    | = 1,430               | mg/L                           | 0        | 01/01             | CP         |
| 1 - Effluent Gross         |                                 |       |                        |         |                |                          |                       |                                |          |                   |            |
| Season: 0                  |                                 | Req.  | Req Mon Daily Average  |         | Pounds per Day | Req Mon Daily Average    | Req Mon Daily Maximum | Milligrams per Liter           |          | Daily             | COMPOS     |
| NODI: <input type="text"/> |                                 | NODI  |                        |         |                | <input type="text"/>     | <input type="text"/>  |                                |          |                   |            |
| 80082                      | BOD, carbonaceous [5 day, 20 C] | Smpl. | = 422                  |         | lb/d           | = 2                      | = 2                   | mg/L                           | 0        | 01/01             | CP         |
| 1 - Effluent Gross         |                                 |       |                        |         |                |                          |                       |                                |          |                   |            |
| Season: 0                  |                                 | Req.  | <=2686.0 Daily Average |         | Pounds per Day | <=7.0 Daily Average      | <=17.0 Daily Maximum  | Milligrams per Liter           |          | Daily             | COMPOS     |
| NODI: <input type="text"/> |                                 | NODI  |                        |         |                | <input type="text"/>     | <input type="text"/>  |                                |          |                   |            |



LC 002

**Edit DMR**

Collapse Header

**Permit**

**Permit ID:** TX0052639  
**Permittee:** SAN ANTONIO WATER SYSTEM

**Major:**   
**Permittee Address:** 2800 US HWY 281 NORTH

**Facility:** LEON CREEK WATER RECYCLING CENTER

**Facility Location:** SAN ANTONIO, TX 78712  
 1104 MAUERMAN ROAD

**Permitted Feature:** 002 - External Outfall

**Discharge:** SAN ANTONIO, TX 78224  
 A - DOMESTIC FACILITY - 002

**Report Dates & Status**  
**Monitoring Period:** From 12/01/19 to 12/31/19

**DMR Due Date:** 01/20/20

**Status:** NetDMR Validated

**Principal Executive Officer**

**First Name:** Raymond  
**Title:** Director

**Last Name:** Perez  
**Telephone:** 210-233-3934

**No Data Indicator (NODI)**

**Form NODI:**

Showing Parameters 1 - 10 of 11 << 1 2 >>

| Code  | Parameter Name                 | NODI  | Quantity or Loading    |         |                | Quality or Concentration |         |                      | # of Ex.             | Freq. of Analysis | Smpl. Type |        |
|-------|--------------------------------|-------|------------------------|---------|----------------|--------------------------|---------|----------------------|----------------------|-------------------|------------|--------|
|       |                                |       | Value 1                | Value 2 | Units          | Value 1                  | Value 2 | Value 3              |                      |                   |            | Units  |
| 00300 | Oxygen, dissolved [DO]         | Smpl. |                        |         |                | = 7.9                    |         |                      | mg/L                 | 0                 | 01/01      | GR     |
|       | 1 - Effluent Gross             |       |                        |         |                |                          |         |                      |                      |                   |            |        |
|       | Season: 0                      | Req.  |                        |         |                | >=5.0 Monthly Minimum    |         |                      | Milligrams per Liter |                   | Daily      | GRAB   |
|       | NODI:                          | NODI  |                        |         |                |                          |         |                      |                      |                   |            |        |
| 00400 | pH                             | Smpl. |                        |         |                | = 7.1                    |         | = 7.5                | SU                   | 0                 | 01/01      | GR     |
|       | 1 - Effluent Gross             |       |                        |         |                |                          |         |                      |                      |                   |            |        |
|       | Season: 0                      | Req.  |                        |         |                | >=6.0 Minimum            |         | <=9.0 Maximum        | Standard Units       |                   | Daily      | GRAB   |
|       | NODI:                          | NODI  |                        |         |                |                          |         |                      |                      |                   |            |        |
| 00530 | Solids, total suspended        | Smpl. | = 1.81                 |         | lb/d           | = 1                      |         | = 1                  | mg/L                 | 0                 | 01/01      | CP     |
|       | 1 - Effluent Gross             |       |                        |         |                |                          |         |                      |                      |                   |            |        |
|       | Season: 0                      | Req.  | <=5755.0 Daily Average |         | Pounds per Day | <=15.0 Daily Average     |         | <=40.0 Daily Maximum | Milligrams per Liter |                   | Daily      | COMPOS |
|       | NODI:                          | NODI  |                        |         |                |                          |         |                      |                      |                   |            |        |
| 00610 | Nitrogen, ammonia total [as N] | Smpl. | = 0.66                 |         | lb/d           | = 0.26                   |         | = 0.63               | mg/L                 | 0                 | 01/01      | CP     |
|       | 1 - Effluent Gross             |       |                        |         |                |                          |         |                      |                      |                   |            |        |
|       | Season: 0                      | Req.  | <=767.0 Daily Average  |         | Pounds per Day | <=2.0 Daily Average      |         | <=7.0 Daily Maximum  | Milligrams per Liter |                   | Daily      | COMPOS |
|       | NODI:                          | NODI  |                        |         |                |                          |         |                      |                      |                   |            |        |

| Code                               | Parameter Name                           | NODI                  | Quantity or Loading   |                         |         | Quality or Concentration   |                       |                                | # of Ex. | Freq. of Analysis | Smpl. Type |
|------------------------------------|--|-----------------------|-----------------------|-------------------------|---------|----------------------------|-----------------------|--------------------------------|----------|-------------------|------------|
|                                    |  |                       | Value 1               | Value 2                 | Units   | Value 1                    | Value 2               | Value 3                        |          |                   |            |
| 50050                              | Flow, in conduit or thru treatment plant | Smpl.                 | = 0.22                | = 0.52                  | MGD     |                            |                       |                                | 0        | 99/99             | TM         |
| 1 - Effluent Gross                 |  |                       |                       |                         |         |                            |                       |                                |          |                   |            |
| Season: 0                          | Req.                                     | Req Mon Daily Average | Req Mon Daily Maximum | Million Gallons per Day |         |                            |                       |                                |          | Continuous        | TOTALZ     |
| NODI:                              |  |                       |                       |                         |         |                            |                       |                                |          |                   |            |
| 50050                              | Flow, in conduit or thru treatment plant | Smpl.                 | = 594                 |                         | gal/min |                            |                       |                                | 0        | 99/99             | TM         |
| P - See Comments                   |  |                       |                       |                         |         |                            |                       |                                |          |                   |            |
| Season: 0                          | Req.                                     |                       | <=63889.0 2 Hour Peak | Gallons per Minute      |         |                            |                       |                                |          | Continuous        | TOTALZ     |
| NODI:                              |  |                       |                       |                         |         |                            |                       |                                |          |                   |            |
| 50050                              | Flow, in conduit or thru treatment plant | Smpl.                 | = 0.4                 |                         | MGD     |                            |                       |                                | 0        | 99/99             | TM         |
| Y - Effluent Gross (Supplementary) |  |                       |                       |                         |         |                            |                       |                                |          |                   |            |
| Season: 0                          | Req.                                     |                       | <=46.0 Annual Average | Million Gallons per Day |         |                            |                       |                                |          | Continuous        | TOTALZ     |
| NODI:                              |  |                       |                       |                         |         |                            |                       |                                |          |                   |            |
| 50060                              | Chlorine, total residual                 | Smpl.                 |                       |                         |         | = 0.05                     | mg/L                  |                                | 0        | 01/01             | GR         |
| A - Disinfection, Process Complete |  |                       |                       |                         |         |                            |                       |                                |          |                   |            |
| Season: 0                          | Req.                                     |                       |                       |                         |         | <0.1 Instantaneous Maximum | Milligrams per Liter  |                                |          | Daily             | GRAB       |
| NODI:                              |  |                       |                       |                         |         |                            |                       |                                |          |                   |            |
| 50060                              | Chlorine, total residual                 | Smpl.                 |                       |                         | = 1.38  |                            | mg/L                  |                                | 0        | 01/01             | GR         |
| B - Prior to Disinfection          |  |                       |                       |                         |         |                            |                       |                                |          |                   |            |
| Season: 0                          | Req.                                     |                       |                       |                         |         | >=1.0 Monthly Minimum      | Milligrams per Liter  |                                |          | Daily             | GRAB       |
| NODI:                              |  |                       |                       |                         |         |                            |                       |                                |          |                   |            |
| 51040                              | E. coli                                  | Smpl.                 |                       |                         |         | = 1.12                     | = 2                   | CFU/100mL                      | 0        | 05/WK             | GR         |
| 1 - Effluent Gross                 |  |                       |                       |                         |         |                            |                       |                                |          |                   |            |
| Season: 0                          | Req.                                     |                       |                       |                         |         | <=126.0 Daily Average      | <=399.0 Daily Maximum | Colony Forming Units per 100ml |          | Five Per Week     | GRAB       |
| NODI:                              |  |                       |                       |                         |         |                            |                       |                                |          |                   |            |

LC 002

Collapse Header

**Permit**

|                                  |                                   |                           |  |
|----------------------------------|-----------------------------------|---------------------------|--|
| <b>Permit ID:</b>                | TX0052639                         | <b>Major:</b>             | <input checked="" type="checkbox"/>            |
| <b>Permittee:</b>                | SAN ANTONIO WATER SYSTEM          | <b>Permittee Address:</b> | 2800 US HWY 281 NORTH<br>SAN ANTONIO, TX 78712 |
| <b>Facility:</b>                 | LEON CREEK WATER RECYCLING CENTER | <b>Facility Location:</b> | 1104 MAUERMAN ROAD<br>SAN ANTONIO, TX 78224    |
| <b>Permitted Feature:</b>        | 002 - External Outfall            | <b>Discharge:</b>         | A - DOMESTIC FACILITY - 002                    |
| <b>Report Dates &amp; Status</b> |                                   | <b>DMR Due Date:</b>      | 01/20/20                                       |
| <b>Monitoring Period:</b>        | From 12/01/19 to 12/31/19         |                           |  |
| <b>Status:</b>                   | NetDMR Validated                  |                           |  |

**Principal Executive Officer**

|                    |                                       |                   |   |
|--------------------|---------------------------------------|-------------------|---|
| <b>First Name:</b> | <input type="text" value="Raymond"/>  | <b>Last Name:</b> | <input type="text" value="Perez"/>        |
| <b>Title:</b>      | <input type="text" value="Director"/> | <b>Telephone:</b> | <input type="text" value="210-233-3934"/> |

**No Data Indicator (NODI)**

**Form NODI:**

Showing Parameters 11 - 11 of 11

| Parameter Code             | Name                            | NODI  | Quantity or Loading               |         |                                   | Quality or Concentration       |                                |                                   | # of Ex.                       | Freq. of Analysis                  | Smpl. Type                      |
|----------------------------|---------------------------------|-------|-----------------------------------|---------|-----------------------------------|--------------------------------|--------------------------------|-----------------------------------|--------------------------------|------------------------------------|---------------------------------|
|                            |                                 |       | Value 1                           | Value 2 | Units                             | Value 1                        | Value 2                        | Value 3                           |                                |                                    |                                 |
| 80082                      | BOD, carbonaceous [5 day, 20 C] | Smpl. | <input type="text" value="3.63"/> |         | <input type="text" value="lb/d"/> | <input type="text" value="2"/> | <input type="text" value="2"/> | <input type="text" value="mg/L"/> | <input type="text" value="0"/> | <input type="text" value="01/01"/> | <input type="text" value="CP"/> |
| 1 - Effluent Gross         |                                 |       |                                   |         |                                   |                                |                                |                                   |                                |                                    |                                 |
| Season: 0                  |                                 | Req.  | <=2686.0 Daily Average            |         | Pounds per Day                    | <=7.0 Daily Average            | <=17.0 Daily Maximum           | Milligrams per Liter              |                                | Daily                              | COMPOS                          |
| NODI: <input type="text"/> |                                 | NODI  | <input type="text"/>              |         |                                   | <input type="text"/>           | <input type="text"/>           |                                   |                                |                                    |                                 |

Edit DMR

LC 101

Collapse Header

**Permit**

|                                    |                                   |                           |  |
|------------------------------------|-----------------------------------|---------------------------|--|
| <b>Permit ID:</b>                  | TX0052639                         | <b>Major:</b>             | <input checked="" type="checkbox"/>  |
| <b>Permittee:</b>                  | SAN ANTONIO WATER SYSTEM          | <b>Permittee Address:</b> | 2800 US HWY 281 NORTH<br>SAN ANTONIO, TX 78712<br>1104 MAURMAN ROAD<br>SAN ANTONIO, TX 78224 |
| <b>Facility:</b>                   | LEON CREEK WATER RECYCLING CENTER | <b>Facility Location:</b> | A - COMBINED OUTFALLS 001 & 002  |
| <b>Permitted Feature:</b>          | 101 - External Outfall            | <b>Discharge:</b>         |  |
| <b>Report Dates &amp; Status</b>   |                                   | <b>DMR Due Date:</b>      | 01/20/20   |
| <b>Monitoring Period:</b>          | From 12/01/19 to 12/31/19         |                           |  |
| <b>Status:</b>                     | NetDMR Validated                  |                           |  |
| <b>Principal Executive Officer</b> |                                   | <b>Last Name:</b>         | Perez  |
| <b>First Name:</b>                 | Raymond                           | <b>Telephone:</b>         | 210-233-3934   |
| <b>Title:</b>                      | Director                          |                           |  |
| <b>No Data Indicator (NODI)</b>    |                                   |                           |  |
| <b>Form NODI:</b>                  |                                   |                           |  |

| Code  | Parameter Name                               | NODI  | Quantity or Loading |                      |                | Quality or Concentration |         |         | # of Ex. | Freq. of Analysis | Smpl. Type |
|-------|--|-------|---------------------|----------------------|----------------|--------------------------|---------|---------|----------|-------------------|------------|
|       |  |       | Value 1             | Value 2              | Units          | Value 1                  | Value 2 | Value 3 |          |                   |            |
| 00530 | Solids, total suspended                      |       |                     |                      |                |                          |         |         |          |                   |            |
|       | J - Intermediate Treatment, Process Complete | Smpl. | =                   | 212.0                | lb/d           |                          |         |         | 0        | 01/01             | CP         |
|       | Season: 0                                    | Req.  | <=                  | 5755.0 Daily Average | Pounds per Day |                          |         |         |          | Daily             | COMPOS     |
|       | NODI:  |       |                     |                      |                |                          |         |         |          |                   |            |
| 00610 | Nitrogen, ammonia total [as N]               |       |                     |                      |                |                          |         |         |          |                   |            |
|       | J - Intermediate Treatment, Process Complete | Smpl. | =                   | 152.0                | lb/d           |                          |         |         | 0        | 01/01             | CP         |
|       | Season: 0                                    | Req.  | <=                  | 767.0 Daily Average  | Pounds per Day |                          |         |         |          | Daily             | COMPOS     |
|       | NODI:  |       |                     |                      |                |                          |         |         |          |                   |            |

| Parameter<br>Code                            | Name                                     | NODI | Quantity or Loading    |                       |                         | Quality or Concentration |         |         | # of Ex. | Freq. of Analysis | Smpl. Type |
|--|--|------|------------------------|-----------------------|-------------------------|--------------------------|---------|---------|----------|-------------------|------------|
|  |  |      | Value 1                | Value 2               | Units                   | Value 1                  | Value 2 | Value 3 |          |                   |            |
| 50050  | Flow, in conduit or thru treatment plant |      | Smpl. = 25.36          | = 33.0                | MGD                     |                          |         |         | 0        | 99/99             | TM         |
| 1 - Effluent Gross                           |  |      |                        |                       |                         |                          |         |         |          |                   |            |
| Season: 0                                    |  | Req. | Req Mon Daily Average  | Req Mon Daily Maximum | Million Gallons per Day |                          |         |         |          | Continuous        | TOTALZ     |
| NODI:  |  | NODI |                        |                       |                         |                          |         |         |          |                   |            |
| 50050  | Flow, in conduit or thru treatment plant |      | Smpl. = 31944.0        |                       | gal/min                 |                          |         |         | 0        | 99/99             | TM         |
| P - See Comments                             |  |      |                        |                       |                         |                          |         |         |          |                   |            |
| Season: 0                                    |  | Req. |                        | <=63889.0 2 Hour Peak | Gallons per Minute      |                          |         |         |          | Continuous        | TOTALZ     |
| NODI:  |  | NODI |                        |                       |                         |                          |         |         |          |                   |            |
| 50050  | Flow, in conduit or thru treatment plant |      | Smpl. = 24.6           |                       | MGD                     |                          |         |         | 0        | 99/99             | TM         |
| Y - Effluent Gross (Supplementary)           |  |      |                        |                       |                         |                          |         |         |          |                   |            |
| Season: 0                                    |  | Req. | <=46.0 Annual Average  |                       | Million Gallons per Day |                          |         |         |          | Continuous        | TOTALZ     |
| NODI:  |  | NODI |                        |                       |                         |                          |         |         |          |                   |            |
| 80082  | BOD, carbonaceous [5 day, 20 C]          |      | Smpl. = 423.0          |                       | lb/d                    |                          |         |         | 0        | 01/01             | CP         |
| J - Intermediate Treatment, Process Complete |  |      |                        |                       |                         |                          |         |         |          |                   |            |
| Season: 0                                    |  | Req. | <=2686.0 Daily Average |                       | Pounds per Day          |                          |         |         |          | Daily             | COMPOS     |
| NODI:  |  | NODI |                        |                       |                         |                          |         |         |          |                   |            |

# TEXAS COMMISSION ON ENVIRONMENTAL QUALITY

P.O. BOX 13087 • AUSTIN, TEXAS 78711-3087  
MONTHLY EFFLUENT REPORT



PAGE 1

SAN ANTONIO WATER SYSTEM  
3495 VALLEY RD  
SAN ANTONIO TX 78221-5238



|     |               |     |      |     |       |
|-----|---------------|-----|------|-----|-------|
| 40B | WQ0010137-003 | 02  | 19   | 12  | 12645 |
| SYS | PERMIT NUMBER | SET | YEAR | MO. | EID   |

THIS REPORT TO BE USED FOR COMBINED MON 189 for 001/002/800/900 LEON CREEK  
SEE BACK FOR INSTRUCTIONS AND DEFINITIONS.  
PLEASE RETAIN A PHOTOCOPY FOR YOUR RECORDS.

**TCEQ COPY**

| PARAMETER                          | EFFLUENT CONDITION |           | NO. EX.    | FREQUENCY OF ANALYSIS |       | SAMPLE TYPE |      |         |
|------------------------------------|--------------------|-----------|------------|-----------------------|-------|-------------|------|---------|
|                                    | REPORTED           | PERMITTED |            | VALUE                 | UNITS |             |      |         |
| 500507124 FLOW                     | REPORTED           | PERMITTED | 29.29      | MGD                   | 0     | 02          | 11   |         |
| DLY AVG                            | REPORTED           | PERMITTED |            |                       |       | 02          | CONT | 11 CONT |
| 500507128 FLOW                     | REPORTED           | PERMITTED | 29.88      | MGD                   | 0     | 02          | 11   |         |
| ANN AVG                            | REPORTED           | PERMITTED |            |                       |       | 02          | CONT | 11 CONT |
| NUMBER OF OPERATOR CERTIFICATE     | REPORTED           | PERMITTED | WW0051398  | NUMBER                | 0     | 01          |      | NA      |
| EXPIRATION OF OPERATOR CERTIFICATE | REPORTED           | PERMITTED | 11/18/2020 | DATE                  | 0     | 01          |      | NA      |
| CLASS OF OPERATOR CERTIFICATE      | REPORTED           | PERMITTED | A          | LETTER                | 0     | 01          |      | NA      |
|                                    | REPORTED           | PERMITTED |            |                       |       | 01          | 01   | NA NA   |
|                                    | REPORTED           | PERMITTED |            |                       |       |             |      |         |
|                                    | REPORTED           | PERMITTED |            |                       |       |             |      |         |
|                                    | REPORTED           | PERMITTED |            |                       |       |             |      |         |
|                                    | REPORTED           | PERMITTED |            |                       |       |             |      |         |
|                                    | REPORTED           | PERMITTED |            |                       |       |             |      |         |
|                                    | REPORTED           | PERMITTED |            |                       |       |             |      |         |
|                                    | REPORTED           | PERMITTED |            |                       |       |             |      |         |


COMMENTS AND EXPLANATIONS *(Reference all attachments here)*

|  |   |                          |              |
|--|---|--------------------------|--------------|
| I CERTIFY THAT I AM FAMILIAR WITH THE INFORMATION CONTAINED IN THIS REPORT AND THAT TO THE BEST OF MY KNOWLEDGE AND BELIEF SUCH INFORMATION IS TRUE AND COMPLETE AND ACCURATE. | NAME  | SIGNATURE                | DATE         |
|  | Mustapha Muhammad, Manager<br>Prod & Treat Ops    | <i>Mustapha Muhammad</i> | 20 01 14     |
| TELEPHONE NUMBER   | PLANT OPERATOR                                    | PLANT OPERATOR           | YEAR MO. DAY |
| 2 1 0   2 3 3   3 9 2 2  | Raymond Perez<br>Director, Production & Treatment | <i>Raymond Perez</i>     | 20 01 14     |
| AREA CODE  | EXECUTIVE OFFICER                                 | EXECUTIVE OFFICER        | YEAR MO. DAY |

# TEXAS COMMISSION ON ENVIRONMENTAL QUALITY

P.O. BOX 13087 • AUSTIN, TEXAS 78711-3087  
MONTHLY EFFLUENT REPORT

PAGE 1

  
 SAN ANTONIO WATER SYSTEM  
 3495 VALLEY RD  
 SAN ANTONIO TX 78221-5238





|     |               |     |      |     |       |
|-----|---------------|-----|------|-----|-------|
| 40B | WQ0010137-003 | 02  | 19   | 12  | 12547 |
| SYS | PERMIT NUMBER | SET | YEAR | MO. | EID   |

THIS REPORT TO BE USED FOR RECLAIMED WATER TYPE I 800 LEON CREEK  
 SEE BACK FOR INSTRUCTIONS AND DEFINITIONS.  
 PLEASE RETAIN A PHOTOCOPY FOR YOUR RECORDS.

**TCEQ COPY**

| PARAMETER                                | EFFLUENT CONDITION |           | NO. EX.    | FREQUENCY OF ANALYSIS | SAMPLE TYPE |        |               |
|--|--------------------|-----------|------------|-----------------------|-------------|--------|---------------|
|  | REPORTED           | PERMITTED |            |                       | VALUE       | UNITS  | NO.           |
| 000085342<br>TRANSFER<br>DAYS/MON        | REPORTED           |           | 31         | DAY                   | 0 01        | 01     |               |
|  | PERMITTED          |           |            |                       | 01          | NA     | 01 NA         |
| 316164024<br>E-COLI<br>DLY AVG           | REPORTED           |           | 1.00       | #/100 ML              | 0 11        | 03     |               |
|  | PERMITTED          |           | 20.000     |                       | 11          | 2/WEEK | 03 GRABPKLOAD |
| 316164030<br>E-COLI<br>IND GRAB          | REPORTED           |           | 1.00       | #/100 ML              | 0 11        | 03     |               |
|  | PERMITTED          |           | 75.000     |                       | 11          | 2/WEEK | 03 GRABPKLOAD |
| 500507124<br>FLOW<br>DLY AVG             | REPORTED           |           | 3.92       | MGD                   | 0 02        | 11     |               |
|  | PERMITTED          |           |            |                       | 02          | CONT   | 11 CONT       |
| 500507128<br>FLOW<br>ANN AVG             | REPORTED           |           | 5.29       | MGD                   | 0 02        | 11     |               |
|  | PERMITTED          |           |            |                       | 02          | CONT   | 11 CONT       |
| 800821024<br>BOD CARB<br>DLY AVG         | REPORTED           |           | 2.00       | MG/L                  | 0 08        | 1/Day  | 10 12-prt-com |
|  | PERMITTED          |           | 5.000      |                       | 11          | 2/WEEK | 03 GRABPKLOAD |
| 820786624<br>TURBDITY<br>30DAY AV        | REPORTED           |           | 0.68       | NTU                   | 0 08        | 1/Day  | 10 12-prt-com |
|  | PERMITTED          |           | 3.000      |                       | 11          | 2/WEEK | 03 GRABPKLOAD |
| NUMBER<br>OF OPERATOR<br>CERTIFICATE     | REPORTED           |           | WW0051398  | NUMBER                | 0 01        |        | NA            |
|  | PERMITTED          |           |            |                       | 01          | 01     | NA NA         |
| EXPIRATION<br>OF OPERATOR<br>CERTIFICATE | REPORTED           |           | 11/18/2020 | DATE                  | 0 01        |        | NA            |
|  | PERMITTED          |           |            |                       | 01          | 01     | NA NA         |
| CLASS<br>OF OPERATOR<br>CERTIFICATE      | REPORTED           |           | A          | LETTER                | 0 01        |        | NA            |
|  | PERMITTED          |           |            |                       | 01          | 01     | NA NA         |
|  | REPORTED           |           |            |                       |             |        |               |
|  | PERMITTED          |           |            |                       |             |        |               |

COMMENTS AND EXPLANATIONS *(Reference all attachments here)*

|  |        |      |   |  |              |
|--|--------|------|---|--|--------------|
| I CERTIFY THAT I AM FAMILIAR WITH THE INFORMATION CONTAINED IN THIS REPORT AND THAT TO THE BEST OF MY KNOWLEDGE AND BELIEF SUCH INFORMATION IS TRUE AND COMPLETE AND ACCURATE. |        |      | NAME  | SIGNATURE  | DATE         |
|  |        |      | Mustapha Muhammad, Manager<br>Prod & Treat Ops    |  | 20 01 14     |
| TELEPHONE NUMBER   |        |      | PLANT OPERATOR                                    | PLANT OPERATOR   | YEAR MO. DAY |
| 210  | 233    | 3922 | Raymond Perez<br>Director, Production & Treatment |  | 20 01 14     |
| AREA CODE  | NUMBER |      | EXECUTIVE OFFICER                                 | EXECUTIVE OFFICER  | YEAR MO. DAY |

# TEXAS COMMISSION ON ENVIRONMENTAL QUALITY

P.O. BOX 13087 • AUSTIN, TEXAS 78711-3087  
MONTHLY EFFLUENT REPORT



PAGE 1

SAN ANTONIO WATER SYSTEM  
3495 VALLEY RD  
SAN ANTONIO TX 78221-5238



|     |               |     |      |     |       |
|-----|---------------|-----|------|-----|-------|
| 40B | WQ0010137-003 | 02  | 19   | 12  | 12548 |
| SYS | PERMIT NUMBER | SET | YEAR | MO. | EID   |

THIS REPORT TO BE USED FOR RECLAIMED WATER TYPE II 900 LEON CREEK  
SEE BACK FOR INSTRUCTIONS AND DEFINITIONS.  
PLEASE RETAIN A PHOTOCOPY FOR YOUR RECORDS.

TCEQ COPY

| PARAMETER                                | EFFLUENT CONDITION |           | NO. EX.    | FREQUENCY OF ANALYSIS |       | SAMPLE TYPE |               |
|--|--------------------|-----------|------------|-----------------------|-------|-------------|---------------|
|  | REPORTED           | PERMITTED |            | VALUE                 | UNITS |             |               |
| 000085342<br>TRANSFER<br>DAYS/MON        | REPORTED           |           | 0          | 01                    |       | 01          |               |
|  | PERMITTED          |           |            | 01                    | NA    | 01          | NA            |
| 316164024<br>FEC. COLI<br>DLY AVG        | REPORTED           |           |            |                       |       |             |               |
|  | PERMITTED          |           | 200.000    |                       | 14    | 1/WEEK      | 03 GRABPKLOAD |
| 316164030<br>FEC. COLI<br>IND GRAB       | REPORTED           |           |            |                       |       |             |               |
|  | PERMITTED          |           | 800.000    |                       | 14    | 1/WEEK      | 03 GRABPKLOAD |
| 500507124<br>FLOW<br>DLY AVG             | REPORTED           |           |            |                       |       |             |               |
|  | PERMITTED          |           |            |                       | 02    | CONT        | 11 CONT       |
| 500507128<br>FLOW<br>ANN AVG             | REPORTED           |           |            |                       |       |             |               |
|  | PERMITTED          |           |            |                       | 02    | CONT        | 11 CONT       |
| 800821024<br>BOD CARB<br>DLY AVG         | REPORTED           |           |            |                       |       |             |               |
|  | PERMITTED          |           | 15.000     |                       | 14    | 1/WEEK      | 03 GRABPKLOAD |
| NUMBER<br>OF OPERATOR<br>CERTIFICATE     | REPORTED           |           | WW0051398  | 0                     | 01    |             | NA            |
|  | PERMITTED          |           |            |                       | 01    | 01          | NA NA         |
| EXPIRATION<br>OF OPERATOR<br>CERTIFICATE | REPORTED           |           | 11/18/2020 | 0                     | 01    |             | NA            |
|  | PERMITTED          |           |            |                       | 01    | 01          | NA NA         |
| CLASS<br>OF OPERATOR<br>CERTIFICATE      | REPORTED           |           | A          | 0                     | 01    |             | NA            |
|  | PERMITTED          |           |            |                       | 01    | 01          | NA NA         |
|  | REPORTED           |           |            |                       |       |             |               |
|  | PERMITTED          |           |            |                       |       |             |               |
|  | REPORTED           |           |            |                       |       |             |               |
|  | PERMITTED          |           |            |                       |       |             |               |

COMMENTS AND EXPLANATIONS *(Reference all attachments here)*

|  |   |                          |              |
|--|---|--------------------------|--------------|
| I CERTIFY THAT I AM FAMILIAR WITH THE INFORMATION CONTAINED IN THIS REPORT AND THAT TO THE BEST OF MY KNOWLEDGE AND BELIEF SUCH INFORMATION IS TRUE AND COMPLETE AND ACCURATE. | NAME  | SIGNATURE                | DATE         |
|  | Mustapha Muhammad, Manager<br>Prod & Treat Ops    | <i>Mustapha Muhammad</i> | 20 01 14     |
| TELEPHONE NUMBER   | PLANT OPERATOR                                    | PLANT OPERATOR           | YEAR MO. DAY |
| 2   1   0   2   3   3   3   9   2   2  | Raymond Perez<br>Director, Production & Treatment | <i>Raymond Perez</i>     | 20 01 14     |
| AREA CODE  | EXECUTIVE OFFICER                                 | EXECUTIVE OFFICER        | YEAR MO. DAY |



# OVERFLOW REPORT

PERIOD: DECEMBER 2019

WATERSHED: MEDIO CREEK

TCEQ PERMIT # 10137-040

EPA PERMIT # 0055689

| WO #          | INSPT# | SR #    | Date      | Address        | Gallons | Cause | Action            | Duration      | Response Time | Discharged To    | Comments         |   |
|---------------|--------|---------|-----------|----------------|---------|-------|-------------------|---------------|---------------|------------------|------------------|---|
| 1768830       | 604984 | 3068409 | 12/1/2019 | Upton Park     | 12409   | 195   | Contractor        | Repaired Main | 3.25          | 0.75             | Drainage Culvert | Area Cleaned and Disinfected, Contractor Completed The Repair |
| Total Events: | 1      |         |           | Total Gallons: | 195     |       | Average Duration: | 3.25          | 0.75          | Average Response |                  |   |

Tuesday, January 07, 2020

Note: Comments reflect status reported on the 5-Day report



Edit DMR

MC 001

|                                    |   |
|------------------------------------|---|
| Collapse Header                    |   |
| <b>Permit</b>                      |   |
| <b>Permit ID:</b>                  | TX0055689   |
| <b>Permittee:</b>                  | SAN ANTONIO WATER SYSTEM  |
| <b>Facility:</b>                   | MEDIO CREEK WATER RECYC. CTR.   |
| <b>Permitted Feature:</b>          | 001 - External Outfall  |
| <b>Report Dates &amp; Status</b>   |   |
| <b>Monitoring Period:</b>          | From 12/01/19 to 12/31/19   |
| <b>Status:</b>                     | NetDMR Validated  |
| <b>Principal Executive Officer</b> |   |
| <b>First Name:</b>                 | <input type="text" value="Raymond"/>  |
| <b>Title:</b>                      | <input type="text" value="Director"/>   |
| <b>No Data Indicator (NODI)</b>    |   |
| <b>Form NODI:</b>                  | <input type="text"/>  |
| <b>Major:</b>                      | <input checked="" type="checkbox"/>   |
| <b>Permittee Address:</b>          | 2800 US HWY 281 NORTH<br>SAN ANTONIO, TX 78712<br>2231 HUNT LANE<br>SAN ANTONIO, TX 78227 |
| <b>Facility Location:</b>          | B - DOMESTIC FACILITY - 001   |
| <b>Discharge:</b>                  |   |
| <b>DMR Due Date:</b>               | 01/20/20  |
| <b>Last Name:</b>                  | <input type="text" value="Perez"/>  |
| <b>Telephone:</b>                  | <input type="text" value="210-233-3934"/>   |

| Parameter Code | Name                    | NODI  | Quantity or Loading |                                    |       | Quality or Concentration |                                   |         | # of Ex.                         | Freq. of Analysis    | Smpl. Type                     |                                    |                                 |
|----------------|-------------------------|-------|---------------------|------------------------------------|-------|--------------------------|-----------------------------------|---------|----------------------------------|----------------------|--------------------------------|------------------------------------|---------------------------------|
|                |                         |       | Value 1             | Value 2                            | Units | Value 1                  | Value 2                           | Value 3 |                                  |                      |                                | Units                              |                                 |
| 00300          | Oxygen, dissolved [DO]  | Smpl. |                     |                                    |       | =                        | <input type="text" value="6.2"/>  |         |                                  | mg/L                 | <input type="text" value="0"/> | <input type="text" value="01/01"/> | <input type="text" value="GR"/> |
|                | 1 - Effluent Gross      |       |                     |                                    |       |                          |                                   |         |                                  |                      |                                |                                    |                                 |
|                | Season: 0               | Req.  |                     |                                    |       |                          | >=6.0 Monthly Minimum             |         |                                  | Milligrams per Liter |                                | Daily                              | GRAB                            |
|                | NODI:                   | NODI  |                     |                                    |       |                          | <input type="text"/>              |         |                                  |                      |                                |                                    |                                 |
| 00400          | pH                      | Smpl. |                     |                                    |       | =                        | <input type="text" value="7.18"/> |         |                                  |                      | <input type="text" value="0"/> | <input type="text" value="01/01"/> | <input type="text" value="GR"/> |
|                | 1 - Effluent Gross      |       |                     |                                    |       |                          |                                   |         |                                  |                      |                                |                                    |                                 |
|                | Season: 0               | Req.  |                     |                                    |       |                          | >=6.0 Minimum                     |         |                                  | <=9.0 Maximum        |                                | Daily                              | GRAB                            |
|                | NODI:                   | NODI  |                     |                                    |       |                          | <input type="text"/>              |         |                                  |                      |                                |                                    |                                 |
| 00530          | Solids, total suspended | Smpl. | =                   | <input type="text" value="123.0"/> | lb/d  | =                        | <input type="text" value="1.51"/> | =       | <input type="text" value="4.8"/> | mg/L                 | <input type="text" value="0"/> | <input type="text" value="01/01"/> | <input type="text" value="CP"/> |
|                | 1 - Effluent Gross      |       |                     |                                    |       |                          |                                   |         |                                  |                      |                                |                                    |                                 |
|                | Season: 0               | Req.  |                     |                                    |       |                          | <=2002.0 Daily Average            |         |                                  | <=15.0 Daily Average |                                | Daily                              | COMPOS                          |
|                | NODI:                   | NODI  |                     |                                    |       |                          | <input type="text"/>              |         |                                  |                      |                                |                                    |                                 |

| Parameter<br>Code                  | Name                                     | NODI | Quantity or Loading   |                       |                         | Quality or Concentration |                       |                                | # of Ex. | Freq. of Analysis | Smpl. Type |
|------------------------------------|--|------|-----------------------|-----------------------|-------------------------|--------------------------|-----------------------|--------------------------------|----------|-------------------|------------|
|                                    |  |      | Value 1               | Value 2               | Units                   | Value 1                  | Value 2               | Value 3                        |          |                   |            |
| 00610                              | Nitrogen, ammonia total [as N]           |      | Smpl. = 51.0          |                       | lb/d                    | = 0.6                    | = 3.51                | mg/L                           | 0        | 01/01             | CP         |
| 1 - Effluent Gross                 |  |      |                       |                       |                         |                          |                       |                                |          |                   |            |
| Season: 0                          | Req.                                     |      | <=267.0 Daily Average |                       | Pounds per Day          | <=2.0 Daily Average      | <=7.0 Daily Maximum   | Milligrams per Liter           |          | Daily             | COMPOS     |
| NODI:                              |  | NODI |                       |                       |                         |                          |                       |                                |          |                   |            |
| 50050                              | Flow, in conduit or thru treatment plant |      | Smpl. = 9.8           | = 11.24               | MGD                     |                          |                       |                                | 0        | 99/99             | TM         |
| 1 - Effluent Gross                 |  |      |                       |                       |                         |                          |                       |                                |          |                   |            |
| Season: 0                          | Req.                                     |      | Req Mon Daily Average | Req Mon Daily Maximum | Million Gallons per Day |                          |                       |                                |          | Continuous        | TOTALZ     |
| NODI:                              |  | NODI |                       |                       |                         |                          |                       |                                |          |                   |            |
| 50050                              | Flow, in conduit or thru treatment plant |      | Smpl.                 | = 11875.0             | gal/min                 |                          |                       |                                | 0        | 99/99             | TM         |
| P - See Comments                   |  |      |                       |                       |                         |                          |                       |                                |          |                   |            |
| Season: 0                          | Req.                                     |      |                       | <=27778.0 2 Hour Peak | Gallons per Minute      |                          |                       |                                |          | Continuous        | TOTALZ     |
| NODI:                              |  | NODI |                       |                       |                         |                          |                       |                                |          |                   |            |
| 50050                              | Flow, in conduit or thru treatment plant |      | Smpl. = 10.05         |                       | MGD                     |                          |                       |                                | 0        | 99/99             | TM         |
| Y - Effluent Gross (Supplementary) |  |      |                       |                       |                         |                          |                       |                                |          |                   |            |
| Season: 0                          | Req.                                     |      | <=16.0 Annual Average |                       | Million Gallons per Day |                          |                       |                                |          | Continuous        | TOTALZ     |
| NODI:                              |  | NODI |                       |                       |                         |                          |                       |                                |          |                   |            |
| 51040                              | E. coli                                  |      | Smpl.                 |                       |                         | = 9.08                   | = 488.0               | CFU/100mL                      | 1        | 01/01             | GR         |
| 1 - Effluent Gross                 |  |      |                       |                       |                         |                          |                       |                                |          |                   |            |
| Season: 0                          | Req.                                     |      |                       |                       |                         | <=126.0 Daily Average    | <=399.0 Daily Maximum | Colony Forming Units per 100ml |          | Daily             | GRAB       |
| NODI:                              |  | NODI |                       |                       |                         |                          |                       |                                |          |                   |            |
| 80082                              | BOD, carbonaceous [5 day, 20 C]          |      | Smpl. = 163.0         |                       | lb/d                    | = 2.0                    | = 2.0                 | mg/L                           | 0        | 01/01             | CP         |
| 1 - Effluent Gross                 |  |      |                       |                       |                         |                          |                       |                                |          |                   |            |
| Season: 0                          | Req.                                     |      | <=934.0 Daily Average |                       | Pounds per Day          | <=7.0 Daily Average      | <=20.0 Daily Maximum  | Milligrams per Liter           |          | Daily             | COMPOS     |
| NODI:                              |  | NODI |                       |                       |                         |                          |                       |                                |          |                   |            |



December 20, 2019

Joy Thurston-Cook  
Texas Commission on Environmental Quality  
14250 Judson Road  
San Antonio, TX 78233

RE: Permit No. 10137-040  
E-Coli Violation

Dear Mrs. Cook,

An E. Coli violation of 488 #/100 ml was reported on December 19, 2019 at the Medio Creek Water Recycling Center, 001 – Outfall.

This violation occurred due to accumulation of solids in the channel located after UV disinfection and upstream of parshall flume sampling point. We will increase flow through channel to flush out solids and capture solids in the post aeration basins in order to pump solids back to the head works for processing.

If additional information is required, please contact me at (210) 233-3922.

Mustapha Muhammad  
Manager, Medio Creek WRC  
2231 Hunts Ln  
San Antonio, TX 78227

# TEXAS COMMISSION ON ENVIRONMENTAL QUALITY

P.O. BOX 13087 • AUSTIN, TEXAS 78711-3087  
MONTHLY EFFLUENT REPORT



PAGE 1

SAN ANTONIO WATER SYSTEM  
3225 VALLEY RD  
SAN ANTONIO TX 78221-5201



|     |               |     |      |     |       |
|-----|---------------|-----|------|-----|-------|
| 40B | WQ0010137-040 | 01  | 19   | 12  | 12654 |
| SYS | PERMIT NUMBER | SET | YEAR | MO. | EID   |

THIS REPORT TO BE USED FOR COMBINED MON 189 for 001/800/900 MEDIO CREEK  
SEE BACK FOR INSTRUCTIONS AND DEFINITIONS.  
PLEASE RETAIN A PHOTOCOPY FOR YOUR RECORDS.

**TCEQ COPY**

| PARAMETER                                | EFFLUENT CONDITION |            | NO. EX. | FREQUENCY OF ANALYSIS | SAMPLE TYPE |      |
|--|--------------------|------------|---------|-----------------------|-------------|------|
|  | VALUE              | UNITS      |         |                       |             |      |
| 500507124<br>FLOW<br>DLY AVG             | REPORTED           | 9.80       | 0       | 02                    |             | 11   |
|  | PERMITTED          |            |         |                       |             | CONT |
| 500507128<br>FLOW<br>ANN AVG             | REPORTED           | 10.05      | 0       | 02                    |             | 11   |
|  | PERMITTED          |            |         |                       |             | CONT |
| NUMBER<br>OF OPERATOR<br>CERTIFICATE     | REPORTED           | WW0051398  | 0       | 01                    |             | NA   |
|  | PERMITTED          |            |         |                       |             | 01   |
| EXPIRATION<br>OF OPERATOR<br>CERTIFICATE | REPORTED           | 11/18/2020 | 0       | 01                    |             | NA   |
|  | PERMITTED          |            |         |                       |             | 01   |
| CLASS<br>OF OPERATOR<br>CERTIFICATE      | REPORTED           | A          | 0       | 01                    |             | NA   |
|  | PERMITTED          |            |         |                       |             | 01   |
|  | REPORTED           |            |         |                       |             |      |
|  | PERMITTED          |            |         |                       |             |      |
|  | REPORTED           |            |         |                       |             |      |
|  | PERMITTED          |            |         |                       |             |      |
|  | REPORTED           |            |         |                       |             |      |
|  | PERMITTED          |            |         |                       |             |      |
|  | REPORTED           |            |         |                       |             |      |
|  | PERMITTED          |            |         |                       |             |      |
|  | REPORTED           |            |         |                       |             |      |
|  | PERMITTED          |            |         |                       |             |      |
|  | REPORTED           |            |         |                       |             |      |
|  | PERMITTED          |            |         |                       |             |      |

COMMENTS AND EXPLANATIONS *(Reference all attachments here)*

|  |   |                          |                   |
|--|---|--------------------------|-------------------|
| I CERTIFY THAT I AM FAMILIAR WITH THE INFORMATION CONTAINED IN THIS REPORT AND THAT TO THE BEST OF MY KNOWLEDGE AND BELIEF SUCH INFORMATION IS TRUE AND COMPLETE AND ACCURATE. | NAME  | SIGNATURE                | DATE              |
|  | Mustapha Muhammad<br>Manager, Prod & Treat Ops    | <i>Mustapha Muhammad</i> | 20 01 14          |
| TELEPHONE NUMBER   | PLANT OPERATOR                                    | PLANT OPERATOR           | YEAR MO. DAY      |
| 2 1 0   2 3 3   3 9 3 4  | Raymond Perez<br>Director, Production & Treatment | <i>Raymond Perez</i>     | 20 01 14          |
| AREA CODE  | NUMBER  | EXECUTIVE OFFICER        | EXECUTIVE OFFICER |
|  |   |                          | YEAR MO. DAY      |

# TEXAS COMMISSION ON ENVIRONMENTAL QUALITY

P.O. BOX 13087 • AUSTIN, TEXAS 78711-3087  
MONTHLY EFFLUENT REPORT



PAGE 1

SAN ANTONIO WATER SYSTEM  
3225 VALLEY RD  
SAN ANTONIO TX 78221-5201



|     |               |       |      |     |       |
|-----|---------------|-------|------|-----|-------|
| 40B | WQ0010137-040 | 01    | 19   | 12  | 12553 |
| SYS | PERMIT NUMBER | SET T | YEAR | MO. | EID   |

THIS REPORT TO BE USED FOR RECLAIMED WATER TYPE I 800 MEDIO CREEK  
SEE BACK FOR INSTRUCTIONS AND DEFINITIONS.

PLEASE RETAIN A PHOTOCOPY FOR YOUR RECORDS. **TCEQ COPY**

| PARAMETER                                | EFFLUENT CONDITION |           | NO. EX.    | FREQUENCY OF ANALYSIS | SAMPLE TYPE |        |               |
|--|--------------------|-----------|------------|-----------------------|-------------|--------|---------------|
|  | REPORTED           | PERMITTED |            |                       | VALUE       | UNITS  | TYPE          |
| 000085342<br>TRANSFER<br>DAYS/MON        | REPORTED           |           | 0          | 01                    | 0           | 01     |               |
|  | PERMITTED          |           |            |                       | 01          | NA     | 01 NA         |
| 316164024<br>FEC. COLI<br>DLY AVG        | REPORTED           |           | 0          | 11                    |             | 03     |               |
|  | PERMITTED          |           | 20.000     |                       | 11          | 2/WEEK | 03 GRABPKLOAD |
| 316164030<br>FEC. COLI<br>IND GRAB       | REPORTED           |           | 0          | 11                    |             | 03     |               |
|  | PERMITTED          |           | 75.000     |                       | 11          | 2/WEEK | 03 GRABPKLOAD |
| 500507124<br>FLOW<br>DLY AVG             | REPORTED           |           | 0          | 02                    |             | 11     |               |
|  | PERMITTED          |           |            |                       | 02          | CONT   | 11 CONT       |
| 500507128<br>FLOW<br>ANN AVG             | REPORTED           |           | 0          | 02                    |             | 11     |               |
|  | PERMITTED          |           |            |                       | 02          | CONT   | 11 CONT       |
| 800821024<br>BOD CARB<br>DLY AVG         | REPORTED           |           | 0          | 08                    | 1/Day       | 10     | 12-prt-com    |
|  | PERMITTED          |           | 5.000      |                       | 11          | 2/WEEK | 03 GRABPKLOAD |
| 820796624<br>TURBDITY<br>30DAYAVG        | REPORTED           |           | 0          | 08                    | 1/Day       | 10     | 12-prt-com    |
|  | PERMITTED          |           | 3.000      |                       | 11          | 2/WEEK | 03 GRABPKLOAD |
| NUMBER<br>OF OPERATOR<br>CERTIFICATE     | REPORTED           |           | 0          | 01                    |             | NA     |               |
|  | PERMITTED          |           | WW0051398  |                       | 01          | 01     | NA NA         |
| EXPIRATION<br>OF OPERATOR<br>CERTIFICATE | REPORTED           |           | 0          | 01                    |             | NA     |               |
|  | PERMITTED          |           | 11/18/2020 |                       | 01          | 01     | NA NA         |
| CLASS<br>OF OPERATOR<br>CERTIFICATE      | REPORTED           |           | 0          | 01                    |             | NA     |               |
|  | PERMITTED          |           | A          |                       | 01          | 01     | NA NA         |
|  | REPORTED           |           |            |                       |             |        |               |
|  | PERMITTED          |           |            |                       |             |        |               |

COMMENTS AND EXPLANATIONS (Reference all attachments here)

|  |   |  |   |
|--|---|--|---|
| I CERTIFY THAT I AM FAMILIAR WITH THE INFORMATION CONTAINED IN THIS REPORT AND THAT TO THE BEST OF MY KNOWLEDGE AND BELIEF SUCH INFORMATION IS TRUE AND COMPLETE AND ACCURATE. | NAME<br>Mustapha Muhammad<br>Manager, Prod & Treat Ops              | SIGNATURE<br><i>Mustapha Muhammad</i>  | DATE<br>20 01 14                          |
| TELEPHONE NUMBER<br>210 233 3934   | PLANT OPERATOR<br>Raymond Perez<br>Director, Production & Treatment | PLANT OPERATOR<br><i>Raymond Perez</i> | YEAR MO. DAY<br>20 01 14                  |
| AREA CODE<br>210   | NUMBER<br>233 3934  | EXECUTIVE OFFICER                      | EXECUTIVE OFFICER<br><i>Raymond Perez</i> |

# TEXAS COMMISSION ON ENVIRONMENTAL QUALITY

P.O. BOX 13087 • AUSTIN, TEXAS 78711-3087  
MONTHLY EFFLUENT REPORT



PAGE 1

SAN ANTONIO WATER SYSTEM  
3225 VALLEY RD  
SAN ANTONIO TX 78221-5201



|     |               |     |      |     |       |
|-----|---------------|-----|------|-----|-------|
| 40B | WQ0010137-040 | 02  | 19   | 12  | 12554 |
| SYS | PERMIT NUMBER | SET | YEAR | MO. | EID   |

THIS REPORT TO BE USED FOR RECLAIMED WATER TYPE II 900 MEDIO CREEK  
SEE BACK FOR INSTRUCTIONS AND DEFINITIONS.  
PLEASE RETAIN A PHOTOCOPY FOR YOUR RECORDS.

**TCEQ COPY**

| PARAMETER                                | EFFLUENT CONDITION |           | NO. EX.    | FREQUENCY OF ANALYSIS | SAMPLE TYPE |               |
|--|--------------------|-----------|------------|-----------------------|-------------|---------------|
|  | REPORTED           | PERMITTED |            |                       | VALUE       | UNITS         |
| 000085342<br>TRANSFER<br>DAYS/MON        | REPORTED           |           | 0          | 01                    | 0           | 01            |
|  | PERMITTED          |           |            | 01                    | NA          | 01 NA         |
| 316164024<br>FEC. COLI<br>DLY AVG        | REPORTED           |           |            |                       |             |               |
|  | PERMITTED          |           | 200.000    | 14                    | 1/WEEK      | 03 GRABPKLOAD |
| 316164030<br>FEC. COLI<br>IND GRAB       | REPORTED           |           |            |                       |             |               |
|  | PERMITTED          |           | 800.000    | 14                    | 1/WEEK      | 03 GRABPKLOAD |
| 500507124<br>FLOW<br>DLY AVG             | REPORTED           |           |            |                       |             |               |
|  | PERMITTED          |           |            | 02                    | CONT        | 11 CONT       |
| 500507128<br>FLOW<br>ANN AVG             | REPORTED           |           |            |                       |             |               |
|  | PERMITTED          |           |            | 02                    | CONT        | 11 CONT       |
| 800821024<br>BOD CARB<br>DLY AVG         | REPORTED           |           |            |                       |             |               |
|  | PERMITTED          |           | 20.000     | 14                    | 1/WEEK      | 03 GRABPKLOAD |
| NUMBER<br>OF OPERATOR<br>CERTIFICATE     | REPORTED           |           | WW0051398  | 0                     | 01          | NA            |
|  | PERMITTED          |           |            | 01                    | 01          | NA NA         |
| EXPIRATION<br>OF OPERATOR<br>CERTIFICATE | REPORTED           |           | 11/18/2020 | 0                     | 01          | NA            |
|  | PERMITTED          |           |            | 01                    | 01          | NA NA         |
| CLASS<br>OF OPERATOR<br>CERTIFICATE      | REPORTED           |           | A          | 0                     | 01          | NA            |
|  | PERMITTED          |           |            | 01                    | 01          | NA NA         |
|  | REPORTED           |           |            |                       |             |               |
|  | PERMITTED          |           |            |                       |             |               |
|  | REPORTED           |           |            |                       |             |               |
|  | PERMITTED          |           |            |                       |             |               |

COMMENTS AND EXPLANATIONS *(Reference all attachments here)*

I CERTIFY THAT I AM FAMILIAR WITH THE INFORMATION CONTAINED IN THIS REPORT AND THAT TO THE BEST OF MY KNOWLEDGE AND BELIEF SUCH INFORMATION IS TRUE AND COMPLETE AND ACCURATE.

| NAME  | SIGNATURE | DATE     |
|---|-----------|----------|
| Mustapha Muhammad<br>Manager, Prod & Treat Ops    |           | 20 01 14 |
| Raymond Perez<br>Director, Production & Treatment |           | 20 01 14 |

| TELEPHONE NUMBER | PLANT OPERATOR | PLANT OPERATOR | YEAR | MO. | DAY |
|------------------|----------------|----------------|------|-----|-----|
| 210 233 3934     | Raymond Perez  | Raymond Perez  | 20   | 01  | 14  |

# OVERFLOW REPORT

PERIOD: DECEMBER 2019

WATERSHED: DOS RIOS

TCEQ PERMIT # 10137-033

EPA PERMIT # 0077801

| WO #                 | INSPT# | SR #    | Date                  | Address             | Gallons | Cause                    | Action     | Duration         | Response Time | Discharged To           | Comments  |   |
|----------------------|--------|---------|-----------------------|---------------------|---------|--------------------------|------------|------------------|---------------|-------------------------|---|---|
| 1777823              | 608496 | 3102549 | 12/28/2019            | Baylor E            | 158     | 15                       | Structural | Cleaned Main     | 0.25          | 0.00                    | Ground  | Area Cleaned and Disinfected, Work Order Created To Repair The Broken Sewer Main      |
|                      | 607959 | 3098993 | 12/23/2019            | New Braunfels Ave N | 815     | 10                       | Grease     | Cleaned Main     | 0.08          | 0.00                    | Street  | Area Cleaned and Disinfected, Flushed Area with H2O                                   |
|                      | 607779 | 3098703 | 12/21/2019            | Prestwick Blvd      | 738     | 234                      | Debris     | Cleaned Main     | 3.90          | 2.32                    | Ground  | Flushed Area with H2O   |
|                      | 607223 | 3093376 | 12/17/2019            | Alexander Hamilton  | 533     | 63                       | Debris     | Cleaned Main     | 1.05          | 0.73                    | Ground  | Area Cleaned and Disinfected, Flushed Area with H2O                                   |
|                      | 606504 | 3088463 | 12/13/2019            | S Presa St          | 7100    | 438                      | Roots      | Cleaned Main     | 3.65          | 2.73                    | Easement  | Area Cleaned and Disinfected, Flushed Area with H2O                                   |
| 1773644              | 606492 | 3088989 | 12/13/2019            | Whisper Bells       | 3206    | 3                        | Contractor | Repaired Main    | 2.38          | 0.13                    | Ground - Over The Edwards Aquifer Transition Zone | Area Cleaned and Disinfected, Flushed Area with H2O Work Order Created To Repair Main |
|                      | 605886 | 3078724 | 12/8/2019             | Alexander Hamilton  | 533     | 94                       | Debris     | Cleaned Main     | 1.57          | 1.23                    | Street  | Area Cleaned and Disinfected, Flushed Area with H2O                                   |
|                      | 605705 | 3078663 | 12/7/2019             | Sw 34th St          | 758     | 83                       | Grease     | Cleaned Main     | 1.38          | 0.97                    | Stormdrain  | Area Cleaned and Disinfected,   |
|                      | 605157 | 3072177 | 12/3/2019             | Tradesman Dr        | 14700   | 300                      | Debris     | Cleaned Main     | 0.50          | 0.00                    | Easement - Over The Edwards Aquifer Recharge Zone | Area Cleaned and Disinfected, Flushed Area with H2O                                   |
| 1768835              | 604896 | 3068375 | 12/1/2019             | Harriman Place      | 753     | 10                       | Contractor | Repaired Lateral | 1.18          | 0.93                    | Street  | Area Cleaned and Disinfected, Work Order Created To Repair Collapsed Lower Lateral    |
| <b>Total Events:</b> |        | 10      | <b>Total Gallons:</b> |                     | 1,250   | <b>Average Duration:</b> |            | 1.59             | 0.91          | <b>Average Response</b> |   |   |

Tuesday, January 07, 2020

Note: Comments reflect status reported on the 5-Day report





# OVERFLOW REPORT

PERIOD: DECEMBER 2019

WATERSHED: SALADO CREEK

TCEQ PERMIT # 10137-008

EPA PERMIT # 0052647

| WO #                 | INSPT# | SR #    | Date                  | Address             | Gallons | Cause                    | Action     | Duration              | Response Time | Discharged To           | Comments  |   |
|----------------------|--------|---------|-----------------------|---------------------|---------|--------------------------|------------|-----------------------|---------------|-------------------------|---|---|
|                      | 608682 | 3102899 | 12/30/2019            | New Braunfels Ave S | 7803    | 3,400                    | Grease     | Cleaned Main          | 1.42          | 0.98                    | Ground  | Area Cleaned and Disinfected, Flushed Area with H2O           |
|                      | 608497 | 3102577 | 12/28/2019            | Dexired Dr          | 4266    | 63                       | Grease     | Cleaned Main          | 1.05          | 0.55                    | Street  | Area Cleaned and Disinfected, Flushed Area with H2O           |
|                      | 608060 | 3099150 | 12/24/2019            | Tampke Place        | 15702   | 25,800                   | Debris     | Cleaned Main          | 2.87          | 0.62                    | Ground - Over The Edwards Aquifer Transition Zone | Clean Up Is Ongoing   |
| 1774093              |        | 3092579 | 12/16/2019            | Rompel Dr           | 11006   | 187                      | Contractor | Repaired By-pass Line | 0.03          | 0.00                    | Ground  | Area Cleaned and Disinfected, Contractor Repaired Bypass Line |
| <b>Total Events:</b> |        | 4       | <b>Total Gallons:</b> |                     | 29,450  | <b>Average Duration:</b> |            | 1.34                  | 0.54          | <b>Average Response</b> |   |   |

Tuesday, January 07, 2020

Note: Comments reflect status reported on the 5-Day report



# OVERFLOW REPORT

PERIOD:

WATERSHED: SUBSCRIBER

TCEQ PERMIT # Subscriber

EPA PERMIT # Subscriber

| WO #          | INSPT# | SR # | Date           | Address | Gallons | Cause             | Action | Duration | Response Time    | Discharged To | Comments |
|---------------|--------|------|----------------|---------|---------|-------------------|--------|----------|------------------|---------------|----------|
|               |        |      |                |         |         |                   |        |          |                  |               |          |
|               |        |      |                |         |         |                   |        |          |                  |               |          |
| Total Events: |        |      | Total Gallons: |         |         | Average Duration: |        |          | Average Response |               |          |

Tuesday, January 07, 2020

Note: Comments reflect status reported on the 5-Day report

Edit DMR

SMC 001

Collapse Header

**Permit**

**Permit ID:** TX0077801  
**Permittee:** SAN ANTONIO WATER SYSTEM

**Major:**   
**Permittee Address:** 2800 US HIGHWAY 281 NORTH

**Facility:** DOS RIOS WATER RECYCLING CTR.

**Facility Location:** SAN ANTONIO, TX 78212  
3495 VALLEY RD.

**Permitted Feature:** 001 - External Outfall

**Discharge:** SAN ANTONIO, TX 78221  
A - DOMESTIC FACILITY - 001

**Report Dates & Status**

**Monitoring Period:** From 12/01/19 to 12/31/19  
**Status:** NetDMR Validated

**DMR Due Date:** 01/20/20

**Principal Executive Officer**

**First Name:**   
**Title:**

**Last Name:**   
**Telephone:**

**No Data Indicator (NODI)**

**Form NODI:**

Showing Parameters 1 - 10 of 11 [◀](#) [1](#) [2](#) [▶](#)

| Parameter Code | Name                           | NODI  | Quantity or Loading     |         |                | Quality or Concentration |                      |                      | # of Ex.             | Freq. of Analysis | Smpl. Type |        |
|----------------|--------------------------------|-------|-------------------------|---------|----------------|--------------------------|----------------------|----------------------|----------------------|-------------------|------------|--------|
|                |                                |       | Value 1                 | Value 2 | Units          | Value 1                  | Value 2              | Value 3              |                      |                   |            | Units  |
| 00300          | Oxygen, dissolved [DO]         | Smpl. |                         |         |                | = 7.2                    |                      |                      | mg/L                 | 0                 | 01/01      | GR     |
|                | 1 - Effluent Gross             |       |                         |         |                |                          |                      |                      |                      |                   |            |        |
|                | Season: 0                      | Req.  |                         |         |                | >=6.0 Monthly Minimum    |                      |                      | Milligrams per Liter |                   | Daily      | GRAB   |
|                | NODI: <input type="text"/>     | NODI  |                         |         |                | <input type="text"/>     |                      |                      |                      |                   |            |        |
| 00400          | pH                             | Smpl. |                         |         |                | = 6.9                    |                      | = 8.2                | SU                   | 0                 | 01/01      | GR     |
|                | 1 - Effluent Gross             |       |                         |         |                |                          |                      |                      |                      |                   |            |        |
|                | Season: 0                      | Req.  |                         |         |                | >=6.0 Minimum            |                      | <=9.0 Maximum        | Standard Units       |                   | Daily      | GRAB   |
|                | NODI: <input type="text"/>     | NODI  |                         |         |                | <input type="text"/>     |                      | <input type="text"/> |                      |                   |            |        |
| 00530          | Solids, total suspended        | Smpl. | = 2.845                 |         | lb/d           |                          | = 4.49               | = 15.4               | mg/L                 | 0                 | 01/01      | CP     |
|                | 1 - Effluent Gross             |       |                         |         |                |                          |                      |                      |                      |                   |            |        |
|                | Season: 0                      | Req.  | <=12510.0 Daily Average |         | Pounds per Day |                          | <=12.0 Daily Average | <=40.0 Daily Maximum | Milligrams per Liter |                   | Daily      | COMPOS |
|                | NODI: <input type="text"/>     | NODI  | <input type="text"/>    |         |                |                          | <input type="text"/> | <input type="text"/> |                      |                   |            |        |
| 00610          | Nitrogen, ammonia total [as N] | Smpl. | = 158                   |         | lb/d           |                          | = 0.24               | = 1.13               | mg/L                 | 0                 | 01/01      | CP     |
|                | 1 - Effluent Gross             |       |                         |         |                |                          |                      |                      |                      |                   |            |        |
|                | Season: 0                      | Req.  | <=2085.0 Daily Average  |         | Pounds per Day |                          | <=2.0 Daily Average  | <=7.0 Daily Maximum  | Milligrams per Liter |                   | Daily      | COMPOS |
|                | NODI: <input type="text"/>     | NODI  | <input type="text"/>    |         |                |                          | <input type="text"/> | <input type="text"/> |                      |                   |            |        |

| Parameter<br>Code                  | Name                                     | NODI                  | Quantity or Loading    |                         |         | Quality or Concentration   |                       |                                | # of Ex. | Freq. of Analysis | Smpl. Type |
|------------------------------------|--|-----------------------|------------------------|-------------------------|---------|----------------------------|-----------------------|--------------------------------|----------|-------------------|------------|
|                                    |  |                       | Value 1                | Value 2                 | Units   | Value 1                    | Value 2               | Value 3                        |          |                   |            |
| 50050                              | Flow, in conduit or thru treatment plant | Smpl.                 | = 78.21                | = 94                    | MGD     |                            |                       |                                | 0        | 99/99             | TM         |
| 1 - Effluent Gross                 |  |                       |                        |                         |         |                            |                       |                                |          |                   |            |
| Season: 0                          | Req.                                     | Req Mon Daily Average | Req Mon Daily Maximum  | Million Gallons per Day |         |                            |                       |                                |          | Continuous        | TOTALZ     |
| NODI: [v]                          | NODI                                     | [v]                   | [v]                    |                         |         |                            |                       |                                |          |                   |            |
| 50050                              | Flow, in conduit or thru treatment plant | Smpl.                 | = 76.065               |                         | gal/min |                            |                       |                                | 0        | 01/30             | TM         |
| P - See Comments                   |  |                       |                        |                         |         |                            |                       |                                |          |                   |            |
| Season: 0                          | Req.                                     |                       | <=173611.0 2 Hour Peak | Gallons per Minute      |         |                            |                       |                                |          | Monthly           | TOTALZ     |
| NODI: [v]                          | NODI                                     |                       | [v]                    |                         |         |                            |                       |                                |          |                   |            |
| 50050                              | Flow, in conduit or thru treatment plant | Smpl.                 | = 90.17                |                         | MGD     |                            |                       |                                | 0        | 99/99             | TM         |
| Y - Effluent Gross (Supplementary) |  |                       |                        |                         |         |                            |                       |                                |          |                   |            |
| Season: 0                          | Req.                                     |                       | <=125.0 Annual Average | Million Gallons per Day |         |                            |                       |                                |          | Continuous        | TOTALZ     |
| NODI: [v]                          | NODI                                     |                       | [v]                    |                         |         |                            |                       |                                |          |                   |            |
| 50060                              | Chlorine, total residual                 | Smpl.                 |                        |                         |         | = 0.06                     | mg/L                  |                                | 0        | 01/01             | GR         |
| A - Disinfection, Process Complete |  |                       |                        |                         |         |                            |                       |                                |          |                   |            |
| Season: 0                          | Req.                                     |                       |                        |                         |         | <0.1 Instantaneous Maximum | Milligrams per Liter  |                                |          | Daily             | GRAB       |
| NODI: [v]                          | NODI                                     |                       |                        |                         |         | [v]                        |                       |                                |          |                   |            |
| 50060                              | Chlorine, total residual                 | Smpl.                 | = 1.05                 |                         |         |                            | mg/L                  |                                | 0        | 01/01             | GR         |
| B - Prior to Disinfection          |  |                       |                        |                         |         |                            |                       |                                |          |                   |            |
| Season: 0                          | Req.                                     |                       |                        |                         |         | >=1.0 Monthly Minimum      | Milligrams per Liter  |                                |          | Daily             | GRAB       |
| NODI: [v]                          | NODI                                     |                       |                        |                         |         | [v]                        |                       |                                |          |                   |            |
| 51040                              | E. coll                                  | Smpl.                 |                        |                         |         | = 1.83                     | = 54.8                | CFU/100mL                      | 0        | 07/WK             | GR         |
| 1 - Effluent Gross                 |  |                       |                        |                         |         |                            |                       |                                |          |                   |            |
| Season: 0                          | Req.                                     |                       |                        |                         |         | <=126.0 Daily Average      | <=399.0 Daily Maximum | Colony Forming Units per 100ml |          | Five Per Week     | GRAB       |
| NODI: [v]                          | NODI                                     |                       |                        |                         |         | [v]                        | [v]                   |                                |          |                   |            |

Edit DMR

SNC 001

Collapse Header

**Permit**

**Permit ID:** TX0077801 **Major:**

**Permittee:** SAN ANTONIO WATER SYSTEM **Permittee Address:** 2800 US HIGHWAY 281 NORTH  
SAN ANTONIO, TX 78212

**Facility:** DOS RIOS WATER RECYCLING CTR. **Facility Location:** 3495 VALLEY RD.  
SAN ANTONIO, TX 78221

**Permitted Feature:** 001 - External Outfall **Discharge:** A - DOMESTIC FACILITY - 001

**Report Dates & Status**

**Monitoring Period:** From 12/01/19 to 12/31/19 **DMR Due Date:** 01/20/20

**Status:** NetDMR Validated

**Principal Executive Officer**

**First Name:**  **Last Name:**

**Title:**  **Telephone:**

**No Data Indicator (NODI)**

**Form NODI:**

Showing Parameters 11 - 11 of 11

| Code               | Parameter Name                  | NODI  | Quantity or Loading                  |         |                | Quality or Concentration            |                                  |         |                      | # of Ex. | Freq. of Analysis | Smpl. Type |
|--------------------|---------------------------------|-------|--------------------------------------|---------|----------------|-------------------------------------|----------------------------------|---------|----------------------|----------|-------------------|------------|
|                    |                                 |       | Value 1                              | Value 2 | Units          | Value 1                             | Value 2                          | Value 3 | Units                |          |                   |            |
| 80082              | BOD, carbonaceous [5 day, 20 C] | Smpl. | = <input type="text" value="1.982"/> |         | lb/d           | = <input type="text" value="3.06"/> | = <input type="text" value="5"/> |         | mg/L                 | 0        | 01/01             | CP         |
| 1 - Effluent Gross |                                 |       |                                      |         |                |                                     |                                  |         |                      |          |                   |            |
| Season: 0          |                                 | Req.  | <=5213.0 Daily Average               |         | Pounds per Day | <=5.0 Daily Average                 | <=20.0 Daily Maximum             |         | Milligrams per Liter |          | Daily             | COMPOS     |
| NODI:              |                                 | NODI  |                                      |         |                |                                     |                                  |         |                      |          |                   |            |

Edit DMR

SMC 002

Collapse Header

|                                    |                                       |                           |   |  |  |
|------------------------------------|---------------------------------------|---------------------------|---|--|--|
| <b>Permit</b>                      |                                       |                           |   |  |  |
| <b>Permit ID:</b>                  | TX0077801                             | <b>Major:</b>             | <input checked="" type="checkbox"/>       |  |  |
| <b>Permittee:</b>                  | SAN ANTONIO WATER SYSTEM              | <b>Permittee Address:</b> | 2800 US HIGHWAY 281 NORTH                 |  |  |
|                                    |                                       |                           | SAN ANTONIO, TX 78212                     |  |  |
| <b>Facility:</b>                   | DOS RIOS WATER RECYCLING CTR.         | <b>Facility Location:</b> | 3495 VALLEY RD.                           |  |  |
|                                    |                                       |                           | SAN ANTONIO, TX 78221                     |  |  |
| <b>Permitted Feature:</b>          | 002 - External Outfall                | <b>Discharge:</b>         | A - DOMESTIC FACILITY - 002               |  |  |
| <b>Report Dates &amp; Status</b>   |                                       | <b>DMR Due Date:</b>      | 01/20/20                                  |  |  |
| <b>Monitoring Period:</b>          | From 12/01/19 to 12/31/19             |                           |   |  |  |
| <b>Status:</b>                     | NetDMR Validated                      |                           |   |  |  |
| <b>Principal Executive Officer</b> |                                       |                           |   |  |  |
| <b>First Name:</b>                 | <input type="text" value="Raymond"/>  | <b>Last Name:</b>         | <input type="text" value="Perez"/>        |  |  |
| <b>Title:</b>                      | <input type="text" value="Director"/> | <b>Telephone:</b>         | <input type="text" value="210-233-3934"/> |  |  |
| <b>No Data Indicator (NODI)</b>    |                                       |                           |   |  |  |
| <b>Form NODI:</b>                  | <input type="text"/>                  |                           |   |  |  |

| Code  | Parameter Name                 | NODI | Quantity or Loading    |         |                | Quality or Concentration |                      |                      | # of Ex. | Freq. of Analysis | Smpl. Type |
|-------|--------------------------------|------|------------------------|---------|----------------|--------------------------|----------------------|----------------------|----------|-------------------|------------|
|       |                                |      | Value 1                | Value 2 | Units          | Value 1                  | Value 2              | Value 3              |          |                   |            |
| 00300 | Oxygen, dissolved [DO]         |      |                        |         |                | = 6.1                    |                      | mg/L                 | 0        | 01/01             | GR         |
|       | 1 - Effluent Gross             |      |                        |         |                |                          |                      |                      |          |                   |            |
|       | Season: 0                      | Req. |                        |         |                | >=4.0 Monthly Minimum    |                      | Milligrams per Liter |          | Daily             | GRAB       |
|       | NODI: <input type="text"/>     | NODI |                        |         |                | <input type="text"/>     |                      |                      |          |                   |            |
| 00400 | pH                             |      |                        |         |                | = 6.9                    | = 7.9                | SU                   | 0        | 01/01             | GR         |
|       | 1 - Effluent Gross             |      |                        |         |                |                          |                      |                      |          |                   |            |
|       | Season: 0                      | Req. |                        |         |                | >=6.5 Minimum            | <=9.0 Maximum        | Standard Units       |          | Daily             | GRAB       |
|       | NODI: <input type="text"/>     | NODI |                        |         |                | <input type="text"/>     | <input type="text"/> |                      |          |                   |            |
| 00530 | Solids, total suspended        |      | = 122.21               |         | lb/d           | = 4.49                   | = 15.4               | mg/L                 | 0        | 01/01             | CP         |
|       | 1 - Effluent Gross             |      |                        |         |                |                          |                      |                      |          |                   |            |
|       | Season: 0                      | Req. | <=1251.0 Daily Average |         | Pounds per Day | <=15.0 Daily Average     | <=40.0 Daily Maximum | Milligrams per Liter |          | Daily             | COMPOS     |
|       | NODI: <input type="text"/>     | NODI | <input type="text"/>   |         |                | <input type="text"/>     | <input type="text"/> |                      |          |                   |            |
| 00610 | Nitrogen, ammonia total [as N] |      | = 7.24                 |         | lb/d           | = 0.24                   | = 1.13               | mg/L                 | 0        | 01/01             | CP         |
|       | 1 - Effluent Gross             |      |                        |         |                |                          |                      |                      |          |                   |            |
|       | Season: 0                      | Req. | <=167.0 Daily Average  |         | Pounds per Day | <=2.0 Daily Average      | <=7.0 Daily Maximum  | Milligrams per Liter |          | Daily             | COMPOS     |
|       | NODI: <input type="text"/>     | NODI | <input type="text"/>   |         |                | <input type="text"/>     | <input type="text"/> |                      |          |                   |            |

| Parameter                          |  | NODI                  | Quantity or Loading |         |                         | Quality or Concentration   |                       |                      | # of Ex.                       | Freq. of Analysis    | Smpl. Type     |       |        |
|------------------------------------|--|-----------------------|---------------------|---------|-------------------------|----------------------------|-----------------------|----------------------|--------------------------------|----------------------|----------------|-------|--------|
| Code                               | Name                                     |                       | Value 1             | Value 2 | Units                   | Value 1                    | Value 2               | Value 3              | Units                          |                      |                |       |        |
| 50050                              | Flow, in conduit or thru treatment plant | Smpl.                 | = 3.58              | = 4.18  | MGD                     |                            |                       |                      |                                | 0                    | 99/99          | TM    |        |
| 1 - Effluent Gross                 |  |                       |                     |         |                         |                            |                       |                      |                                |                      |                |       |        |
| Season: 0                          | Req.                                     | Req Mon               | Daily Average       | Req Mon | Daily Maximum           | Million Gallons per Day    |                       |                      |                                | Continuous           | TOTALZ         |       |        |
| NODI: [v]                          | NODI                                     | [v]                   | [v]                 | [v]     |                         |                            |                       |                      |                                |                      |                |       |        |
| 50050                              | Flow, in conduit or thru treatment plant | Smpl.                 | = 2.52              |         | MGD                     |                            |                       |                      |                                | 0                    | 01/30          | TM    |        |
| Y - Effluent Gross (Supplementary) |  |                       |                     |         |                         |                            |                       |                      |                                |                      |                |       |        |
| Season: 0                          | Req.                                     | <=10.0 Annual Average |                     |         | Million Gallons per Day |                            |                       |                      | Monthly                        | TOTALZ               |                |       |        |
| NODI: [v]                          | NODI                                     | [v]                   |                     |         |                         |                            |                       |                      |                                |                      |                |       |        |
| 50060                              | Chlorine, total residual                 | Smpl.                 |                     |         |                         |                            | = 0.05                |                      | mg/L                           | 0                    | 01/01          | GR    |        |
| A - Disinfection, Process Complete |  |                       |                     |         |                         |                            |                       |                      |                                |                      |                |       |        |
| Season: 0                          | Req.                                     |                       |                     |         |                         | <0.1 Instantaneous Maximum |                       |                      | Milligrams per Liter           |                      | Daily          | GRAB  |        |
| NODI: [v]                          | NODI                                     |                       |                     |         |                         | [v]                        |                       |                      |                                |                      |                |       |        |
| 50060                              | Chlorine, total residual                 | Smpl.                 |                     |         |                         | = 1.05                     |                       |                      | mg/L                           | 0                    | 01/01          | GR    |        |
| B - Prior to Disinfection          |  |                       |                     |         |                         |                            |                       |                      |                                |                      |                |       |        |
| Season: 0                          | Req.                                     |                       |                     |         |                         | >=1.0 Monthly Minimum      |                       |                      | Milligrams per Liter           |                      | Daily          | GRAB  |        |
| NODI: [v]                          | NODI                                     |                       |                     |         |                         | [v]                        |                       |                      |                                |                      |                |       |        |
| 51040                              | E. coli                                  | Smpl.                 |                     |         |                         | = 1.83                     | = 54.8                |                      | CFU/100mL                      | 0                    | 07/WK          | GR    |        |
| 1 - Effluent Gross                 |  |                       |                     |         |                         |                            |                       |                      |                                |                      |                |       |        |
| Season: 0                          | Req.                                     |                       |                     |         |                         | <=63.0 Daily Average       | <=399.0 Daily Maximum |                      | Colony Forming Units per 100ml |                      | Three Per Week | GRAB  |        |
| NODI: [v]                          | NODI                                     |                       |                     |         |                         | [v]                        | [v]                   |                      |                                |                      |                |       |        |
| 80082                              | BOD, carbonaceous [5 day, 20 C]          | Smpl.                 | = 89.36             |         | lb/d                    | = 3.06                     | = 5.0                 |                      | mg/L                           | 0                    | 01/01          | CP    |        |
| 1 - Effluent Gross                 |  |                       |                     |         |                         |                            |                       |                      |                                |                      |                |       |        |
| Season: 0                          | Req.                                     | <=834.0 Daily Average |                     |         | Pounds per Day          |                            |                       | <=10.0 Daily Average | <=25.0 Daily Maximum           | Milligrams per Liter |                | Daily | COMPOS |
| NODI: [v]                          | NODI                                     | [v]                   |                     |         |                         | [v]                        | [v]                   |                      |                                |                      |                |       |        |

Edit DMR

*SMC 003*

Collapse Header

|                                    |                               |                           |  |
|------------------------------------|-------------------------------|---------------------------|--|
| <b>Permit ID:</b>                  | TX0077801                     | <b>Major:</b>             | <input checked="" type="checkbox"/>                |
| <b>Permittee:</b>                  | SAN ANTONIO WATER SYSTEM      | <b>Permittee Address:</b> | 2800 US HIGHWAY 281 NORTH<br>SAN ANTONIO, TX 78212 |
| <b>Facility:</b>                   | DOS RIOS WATER RECYCLING CTR. | <b>Facility Location:</b> | 3495 VALLEY RD.<br>SAN ANTONIO, TX 78221           |
| <b>Permitted Feature:</b>          | 003 - External Outfall        | <b>Discharge:</b>         | A - DOMESTIC FACILITY - 003                        |
| <b>Report Dates &amp; Status</b>   |                               | <b>DMR Due Date:</b>      | 01/20/20   |
| <b>Monitoring Period:</b>          | From 12/01/19 to 12/31/19     |                           |  |
| <b>Status:</b>                     | NetDMR Validated              |                           |  |
| <b>Principal Executive Officer</b> |                               | <b>Last Name:</b>         | Perez  |
| <b>First Name:</b>                 | Raymond                       | <b>Telephone:</b>         | 210-233-3934                                       |
| <b>Title:</b>                      | Director                      |                           |  |
| <b>No Data Indicator (NODI)</b>    |                               |                           |  |
| <b>Form NODI:</b>                  |                               |                           |  |

| Code  | Parameter Name                 | NODI  | Quantity or Loading    |         |                | Quality or Concentration |         |         |                        | # of Ex.               | Freq. of Analysis | Smpl. Type |  |  |  |  |  |
|-------|--------------------------------|-------|------------------------|---------|----------------|--------------------------|---------|---------|------------------------|------------------------|-------------------|------------|--|--|--|--|--|
|       |                                |       | Value 1                | Value 2 | Units          | Value 1                  | Value 2 | Value 3 | Units                  |                        |                   |            |  |  |  |  |  |
| 00300 | Oxygen, dissolved [DO]         | Smpl. |                        |         |                |                          |         |         |                        |                        |                   |            |  |  |  |  |  |
|       | 1 - Effluent Gross             |       |                        |         |                |                          |         |         |                        |                        |                   |            |  |  |  |  |  |
|       | Season: 0                      | Req.  |                        |         |                | >=4.0 Monthly Minimum    |         |         |                        |                        |                   |            |  |  |  |  |  |
|       | NODI: <input type="text"/>     | NODI  |                        |         |                | C <input type="text"/>   |         |         |                        |                        |                   |            |  |  |  |  |  |
| 00400 | pH                             | Smpl. |                        |         |                |                          |         |         |                        |                        |                   |            |  |  |  |  |  |
|       | 1 - Effluent Gross             |       |                        |         |                |                          |         |         |                        |                        |                   |            |  |  |  |  |  |
|       | Season: 0                      | Req.  |                        |         |                | >=6.0 Minimum            |         |         | <=9.0 Maximum          |                        |                   |            |  |  |  |  |  |
|       | NODI: <input type="text"/>     | NODI  |                        |         |                | C <input type="text"/>   |         |         | C <input type="text"/> |                        |                   |            |  |  |  |  |  |
| 00530 | Solids, total suspended        | Smpl. |                        |         |                |                          |         |         |                        |                        |                   |            |  |  |  |  |  |
|       | 1 - Effluent Gross             |       |                        |         |                |                          |         |         |                        |                        |                   |            |  |  |  |  |  |
|       | Season: 0                      | Req.  | <=1251.0 Daily Average |         | Pounds per Day |                          |         |         | <=15.0 Daily Average   | <=40.0 Daily Maximum   |                   |            |  |  |  |  |  |
|       | NODI: <input type="text"/>     | NODI  | C <input type="text"/> |         |                |                          |         |         | C <input type="text"/> | C <input type="text"/> |                   |            |  |  |  |  |  |
| 00610 | Nitrogen, ammonia total [as N] | Smpl. |                        |         |                |                          |         |         |                        |                        |                   |            |  |  |  |  |  |
|       | 1 - Effluent Gross             |       |                        |         |                |                          |         |         |                        |                        |                   |            |  |  |  |  |  |
|       | Season: 0                      | Req.  | <=167.0 Daily Average  |         | Pounds per Day |                          |         |         | <=2.0 Daily Average    | <=7.0 Daily Maximum    |                   |            |  |  |  |  |  |
|       | NODI: <input type="text"/>     | NODI  | C <input type="text"/> |         |                |                          |         |         | C <input type="text"/> | C <input type="text"/> |                   |            |  |  |  |  |  |



| Parameter                          |  | NODI                  | Quantity or Loading   |                         |       | Quality or Concentration |                            |                       |                                | # of Ex.             | Freq. of Analysis | Smpl. Type |
|------------------------------------|--|-----------------------|-----------------------|-------------------------|-------|--------------------------|----------------------------|-----------------------|--------------------------------|----------------------|-------------------|------------|
| Code                               | Name                                     |                       | Value 1               | Value 2                 | Units | Value 1                  | Value 2                    | Value 3               | Units                          |                      |                   |            |
| 50050                              | Flow, in conduit or thru treatment plant | Smpl.                 | <input type="text"/>  | <input type="text"/>    | MGD   |                          |                            |                       |                                | <input type="text"/> | 99/99             | TM         |
| 1 - Effluent Gross                 |  |                       |                       |                         |       |                          |                            |                       |                                |                      |                   |            |
| Season: 0                          | Req.                                     | Req Mon Daily Average | Req Mon Daily Maximum | Million Gallons per Day |       |                          |                            |                       |                                |                      | Continuous        | TOTALZ     |
| NODI: <input type="text"/>         | NODI                                     | <input type="text"/>  | <input type="text"/>  |                         |       |                          |                            |                       |                                |                      |                   |            |
| 50050                              | Flow, in conduit or thru treatment plant | Smpl.                 | <input type="text"/>  |                         | MGD   |                          |                            |                       |                                | <input type="text"/> | 01/30             | TM         |
| Y - Effluent Gross (Supplementary) |  |                       |                       |                         |       |                          |                            |                       |                                |                      |                   |            |
| Season: 0                          | Req.                                     | <=10.0 Annual Average |                       | Million Gallons per Day |       |                          |                            |                       |                                |                      | Monthly           | TOTALZ     |
| NODI: <input type="text"/>         | NODI                                     | <input type="text"/>  |                       |                         |       |                          |                            |                       |                                |                      |                   |            |
| 50060                              | Chlorine, total residual                 | Smpl.                 |                       |                         |       |                          | <input type="text"/>       | <input type="text"/>  | mg/L                           | <input type="text"/> | 01/01             | GR         |
| A - Disinfection, Process Complete |  |                       |                       |                         |       |                          |                            |                       |                                |                      |                   |            |
| Season: 0                          | Req.                                     |                       |                       |                         |       |                          | <0.1 Instantaneous Maximum |                       | Milligrams per Liter           |                      | Daily             | GRAB       |
| NODI: <input type="text"/>         | NODI                                     |                       |                       |                         |       |                          | <input type="text"/>       |                       |                                |                      |                   |            |
| 50060                              | Chlorine, total residual                 | Smpl.                 | <input type="text"/>  |                         |       |                          |                            | <input type="text"/>  | mg/L                           | <input type="text"/> | 01/01             | GR         |
| B - Prior to Disinfection          |  |                       |                       |                         |       |                          |                            |                       |                                |                      |                   |            |
| Season: 0                          | Req.                                     |                       |                       |                         |       |                          | >=1.0 Monthly Minimum      |                       | Milligrams per Liter           |                      | Daily             | GRAB       |
| NODI: <input type="text"/>         | NODI                                     |                       |                       |                         |       |                          | <input type="text"/>       |                       |                                |                      |                   |            |
| 51040                              | E. coli                                  | Smpl.                 |                       |                         |       | <input type="text"/>     | <input type="text"/>       | <input type="text"/>  | CFU/100mL                      | <input type="text"/> | 03/07             | GR         |
| 1 - Effluent Gross                 |  |                       |                       |                         |       |                          |                            |                       |                                |                      |                   |            |
| Season: 0                          | Req.                                     |                       |                       |                         |       |                          | <=63.0 Daily Average       | <=399.0 Daily Maximum | Colony Forming Units per 100ml |                      | Three Per Week    | GRAB       |
| NODI: <input type="text"/>         | NODI                                     |                       |                       |                         |       |                          | <input type="text"/>       | <input type="text"/>  |                                |                      |                   |            |
| 80082                              | BOD, carbonaceous [5 day, 20 C]          | Smpl.                 | <input type="text"/>  |                         | lb/d  |                          | <input type="text"/>       | <input type="text"/>  | mg/L                           | <input type="text"/> | 01/01             | CP         |
| 1 - Effluent Gross                 |  |                       |                       |                         |       |                          |                            |                       |                                |                      |                   |            |
| Season: 0                          | Req.                                     | <=834.0 Daily Average |                       | Pounds per Day          |       |                          | <=10.0 Daily Average       | <=25.0 Daily Maximum  | Milligrams per Liter           |                      | Daily             | COMPOS     |
| NODI: <input type="text"/>         | NODI                                     | <input type="text"/>  |                       |                         |       |                          | <input type="text"/>       | <input type="text"/>  |                                |                      |                   |            |

Edit DMR

SMC 004

Collapse Header

|                                    |                                       |                           |  |
|------------------------------------|---------------------------------------|---------------------------|--|
| <b>Permit ID:</b>                  | TX0077801                             | <b>Major:</b>             | <input checked="" type="checkbox"/>                  |
| <b>Permittee:</b>                  | SAN ANTONIO WATER SYSTEM              | <b>Permittee Address:</b> | 2800 US HIGHWAY 281 NORTH                            |
| <b>Facility:</b>                   | DOS RIOS WATER RECYCLING CTR.         | <b>Facility Location:</b> | SAN ANTONIO, TX 78212<br>3495 VALLEY RD.             |
| <b>Permitted Feature:</b>          | 004 - External Outfall                | <b>Discharge:</b>         | SAN ANTONIO, TX 78221<br>A - DOMESTIC FACILITY - 004 |
| <b>Report Dates &amp; Status</b>   |                                       | <b>DMR Due Date:</b>      | 01/20/20   |
| <b>Monitoring Period:</b>          | From 12/01/19 to 12/31/19             |                           |  |
| <b>Status:</b>                     | NetDMR Validated                      |                           |  |
| <b>Principal Executive Officer</b> |                                       |                           |  |
| <b>First Name:</b>                 | <input type="text" value="Raymond"/>  | <b>Last Name:</b>         | <input type="text" value="Perez"/>                   |
| <b>Title:</b>                      | <input type="text" value="Director"/> | <b>Telephone:</b>         | <input type="text" value="210-233-3934"/>            |
| <b>No Data Indicator (NODI)</b>    |                                       |                           |  |
| <b>Form NODI:</b>                  | <input type="text"/>                  |                           |  |

| Code  | Parameter Name                 | NODI | Quantity or Loading   |         |                | Quality or Concentration |                      |                      |                      | # of Ex. | Freq. of Analysis | Smpl. Type |
|-------|--------------------------------|------|-----------------------|---------|----------------|--------------------------|----------------------|----------------------|----------------------|----------|-------------------|------------|
|       |                                |      | Value 1               | Value 2 | Units          | Value 1                  | Value 2              | Value 3              | Units                |          |                   |            |
| 00300 | Oxygen, dissolved [DO]         |      |                       |         |                | = 7.3                    |                      |                      | mg/L                 | 0        | 01/01             | GR         |
|       | 1 - Effluent Gross             |      |                       |         |                |                          |                      |                      |                      |          |                   |            |
|       | Season: 0                      | Req. |                       |         |                | >=5.0 Monthly Minimum    |                      |                      | Milligrams per Liter |          | Daily             | GRAB       |
|       | NODI: <input type="text"/>     | NODI |                       |         |                | <input type="text"/>     |                      |                      |                      |          |                   |            |
| 00400 | pH                             |      |                       |         |                | = 7.1                    |                      | = 7.9                | SU                   | 0        | 01/01             | GR         |
|       | 1 - Effluent Gross             |      |                       |         |                |                          |                      |                      |                      |          |                   |            |
|       | Season: 0                      | Req. |                       |         |                | >=6.5 Minimum            |                      | <=9.0 Maximum        | Standard Units       |          | Daily             | GRAB       |
|       | NODI: <input type="text"/>     | NODI |                       |         |                | <input type="text"/>     |                      | <input type="text"/> |                      |          |                   |            |
| 00530 | Solids, total suspended        |      | = 11.24               |         | lb/d           | = 4.49                   | = 15.4               |                      | mg/L                 | 0        | 01/01             | CP         |
|       | 1 - Effluent Gross             |      |                       |         |                |                          |                      |                      |                      |          |                   |            |
|       | Season: 0                      | Req. | <=375.0 Daily Average |         | Pounds per Day | <=15.0 Daily Average     | <=40.0 Daily Maximum |                      | Milligrams per Liter |          | Daily             | COMPOS     |
|       | NODI: <input type="text"/>     | NODI | <input type="text"/>  |         |                | <input type="text"/>     | <input type="text"/> |                      |                      |          |                   |            |
| 00610 | Nitrogen, ammonia total (as N) |      | = 0.67                |         | lb/d           | = 0.24                   | = 1.13               |                      | mg/L                 | 0        | 01/01             | CP         |
|       | 1 - Effluent Gross             |      |                       |         |                |                          |                      |                      |                      |          |                   |            |
|       | Season: 0                      | Req. | <=50.0 Daily Average  |         | Pounds per Day | <=2.0 Daily Average      | <=7.0 Daily Maximum  |                      | Milligrams per Liter |          | Daily             | COMPOS     |
|       | NODI: <input type="text"/>     | NODI | <input type="text"/>  |         |                | <input type="text"/>     | <input type="text"/> |                      |                      |          |                   |            |

| Parameter                          |  | NODI | Quantity or Loading   |                       |                         | Quality or Concentration |                      |                            |                                | # of Ex. | Freq. of Analysis | Smpl. Type |
|------------------------------------|--|------|-----------------------|-----------------------|-------------------------|--------------------------|----------------------|----------------------------|--------------------------------|----------|-------------------|------------|
| Code                               | Name                                     |      | Value 1               | Value 2               | Units                   | Value 1                  | Value 2              | Value 3                    | Units                          |          |                   |            |
| 50050                              | Flow, in conduit or thru treatment plant |      | Smpl. = 0.33          | = 0.38                | MGD                     |                          |                      |                            |                                | 0        | 99/99             | TM         |
| 1 - Effluent Gross                 |  |      |                       |                       |                         |                          |                      |                            |                                |          |                   |            |
| Season: 0                          |  | Req. | Req Mon Daily Average | Req Mon Daily Maximum | Million Gallons per Day |                          |                      |                            |                                |          | Continuous        | TOTALZ     |
| NODI: [v]                          |  | NODI | [v]                   | [v]                   |                         |                          |                      |                            |                                |          |                   |            |
| 50050                              | Flow, in conduit or thru treatment plant |      | Smpl. = 0.69          |                       | MGD                     |                          |                      |                            |                                | 0        | 01/30             | TM         |
| Y - Effluent Gross (Supplementary) |  |      |                       |                       |                         |                          |                      |                            |                                |          |                   |            |
| Season: 0                          |  | Req. | <=3.0 Annual Average  |                       | Million Gallons per Day |                          |                      |                            |                                |          | Monthly           | TOTALZ     |
| NODI: [v]                          |  | NODI | [v]                   |                       |                         |                          |                      |                            |                                |          |                   |            |
| 50060                              | Chlorine, total residual                 |      |                       |                       |                         |                          |                      | = 0.04                     | mg/L                           | 0        | 01/01             | GR         |
| A - Disinfection, Process Complete |  |      |                       |                       |                         |                          |                      |                            |                                |          |                   |            |
| Season: 0                          |  | Req. |                       |                       |                         |                          |                      | <0.1 Instantaneous Maximum | Milligrams per Liter           |          | Daily             | GRAB       |
| NODI: [v]                          |  | NODI |                       |                       |                         |                          |                      | [v]                        |                                |          |                   |            |
| 50060                              | Chlorine, total residual                 |      |                       |                       |                         | = 1.05                   |                      |                            | mg/L                           | 0        | 01/01             | GR         |
| B - Prior to Disinfection          |  |      |                       |                       |                         |                          |                      |                            |                                |          |                   |            |
| Season: 0                          |  | Req. |                       |                       |                         |                          |                      | >=1.0 Monthly Minimum      | Milligrams per Liter           |          | Daily             | GRAB       |
| NODI: [v]                          |  | NODI |                       |                       |                         |                          |                      | [v]                        |                                |          |                   |            |
| 51040                              | E. coli                                  |      |                       |                       |                         |                          | = 1.83               | = 54.6                     | CFU/100mL                      | 0        | 07/WK             | GR         |
| 1 - Effluent Gross                 |  |      |                       |                       |                         |                          |                      |                            |                                |          |                   |            |
| Season: 0                          |  | Req. |                       |                       |                         |                          | <=63.0 Daily Average | <=399.0 Daily Maximum      | Colony Forming Units per 100ml |          | Weekly            | GRAB       |
| NODI: [v]                          |  | NODI |                       |                       |                         |                          | [v]                  | [v]                        |                                |          |                   |            |
| 80082                              | BOD, carbonaceous [5 day, 20 C]          |      | Smpl. = 0.26          |                       | lb/d                    |                          | = 3.06               | = 5.0                      | mg/L                           | 0        | 01/01             | CP         |
| 1 - Effluent Gross                 |  |      |                       |                       |                         |                          |                      |                            |                                |          |                   |            |
| Season: 0                          |  | Req. | <=250.0 Daily Average |                       | Pounds per Day          |                          | <=10.0 Daily Average | <=25.0 Daily Maximum       | Milligrams per Liter           |          | Daily             | COMPOS     |
| NODI: [v]                          |  | NODI | [v]                   |                       |                         |                          | [v]                  | [v]                        |                                |          |                   |            |

[Home](#) | [My Account](#) | [Request Access](#) | [Help](#) | [Logout](#)

User: Floramie Welch, Permittee User



Search

[All DMRs & CORs](#)

[Unscheduled DMRs](#)

[Unscheduled DMRs](#)

[Import DMRs](#)

[Perform Import](#)

[Check Results](#)

[Update NODI](#)

[Check Results](#)

[Download](#)

[Blank DMR Form](#)

Session Lockout Timer: 29:57

SNC 005

[Clear Parameter Fields](#) | [Save & Continue](#) | [Save & Exit](#) | [Print Friendly View](#) | [Cancel/Back to Search Results](#)

## Edit DMR

Collapse Header

### Permit

|                                  |                               |                    |                                     |
|----------------------------------|-------------------------------|--------------------|-------------------------------------|
| Permit ID:                       | TX0077801                     | Major:             | <input checked="" type="checkbox"/> |
| Permittee:                       | SAN ANTONIO WATER SYSTEM      | Permittee Address: | 2800 US HIGHWAY 281 NORTH           |
|                                  |                               |                    | SAN ANTONIO, TX 78212               |
| Facility:                        | DOS RIOS WATER RECYCLING CTR. | Facility Location: | 3495 VALLEY RD.                     |
|                                  |                               |                    | SAN ANTONIO, TX 78221               |
| Permitted Feature:               | 005 - External Outfall        | Discharge:         | A - DOMESTIC FACILITY - 005         |
| <i>Report Dates &amp; Status</i> |                               |                    |                                     |
| Monitoring Period:               | From 12/01/19 to 12/31/19     | DMR Due Date:      | 01/20/20                            |

Status: **NetDMR Validated**

Principal Executive Officer

First Name:  SMC 005

Last Name:

Title:

Telephone:

No Data Indicator (NODI)

Form NODI:

| Parameter |  | NODI  | Quantity or Loading   |                       |                         | Quality or Concentration |                      |                            | # of Ex. | Freq. of Analysis | Smpl. Type |
|-----------|--|-------|-----------------------|-----------------------|-------------------------|--------------------------|----------------------|----------------------------|----------|-------------------|------------|
| Code      | Name                                     |       | Value 1               | Value 2               | Units                   | Value 1                  | Value 2              | Value 3                    |          |                   |            |
| 00300     | Oxygen, dissolved [DO]                   |       |                       |                       |                         | = 6.0                    |                      |                            |          |                   |            |
|           | 1 - Effluent Gross                       | Smpl. |                       |                       |                         |                          |                      |                            |          |                   |            |
|           | Season: 0                                | Req.  |                       |                       |                         | >=4.0 Monthly Minimum    |                      |                            |          | Daily             | GRAB       |
|           | NODI                                     |       |                       |                       |                         |                          |                      |                            |          |                   |            |
| 00400     | pH                                       |       |                       |                       |                         | = 6.9                    |                      | = 7.4                      |          |                   |            |
|           | 1 - Effluent Gross                       | Smpl. |                       |                       |                         |                          |                      |                            |          |                   |            |
|           | Season: 0                                | Req.  |                       |                       |                         | >=6.0 Minimum            |                      | <=9.0 Maximum              |          | Daily             | GRAB       |
|           | NODI                                     |       |                       |                       |                         |                          |                      |                            |          |                   |            |
| 00530     | Solids, total suspended                  |       | = 10.09               |                       | lb/d                    |                          | = 4.49               | = 15.4                     |          |                   |            |
|           | 1 - Effluent Gross                       | Smpl. |                       |                       |                         |                          |                      |                            |          |                   |            |
|           | Season: 0                                | Req.  | <=325.0 Daily Average |                       | Pounds per Day          |                          | <=15.0 Daily Average | <=40.0 Daily Maximum       |          | Daily             | COMPOS     |
|           | NODI                                     |       |                       |                       |                         |                          |                      |                            |          |                   |            |
| 00610     | Nitrogen, ammonia total [as N]           |       | = 0.59                |                       | lb/d                    |                          | = 0.24               | = 1.13                     |          |                   |            |
|           | 1 - Effluent Gross                       | Smpl. |                       |                       |                         |                          |                      |                            |          |                   |            |
|           | Season: 0                                | Req.  | <=43.0 Daily Average  |                       | Pounds per Day          |                          | <=2.0 Daily Average  | <=7.0 Daily Maximum        |          | Daily             | COMPOS     |
|           | NODI                                     |       |                       |                       |                         |                          |                      |                            |          |                   |            |
| 50050     | Flow, in conduit or thru treatment plant |       | = 0.29                | = 0.37                | MGD                     |                          |                      |                            |          |                   |            |
|           | 1 - Effluent Gross                       | Smpl. |                       |                       |                         |                          |                      |                            |          |                   |            |
|           | Season: 0                                | Req.  | Req Mon Daily Average | Req Mon Daily Maximum | Million Gallons per Day |                          |                      |                            |          | Continuous        | TOTALZ     |
|           | NODI                                     |       |                       |                       |                         |                          |                      |                            |          |                   |            |
| 50050     | Flow, in conduit or thru treatment plant |       | = 0.64                |                       | MGD                     |                          |                      |                            |          |                   |            |
|           | Y - Effluent Gross (Supplementary)       | Smpl. |                       |                       |                         |                          |                      |                            |          |                   |            |
|           | Season: 0                                | Req.  | <=2.6 Annual Average  |                       | Million Gallons per Day |                          |                      |                            |          | Monthly           | TOTALZ     |
|           | NODI                                     |       |                       |                       |                         |                          |                      |                            |          |                   |            |
| 50060     | Chlorine, total residual                 |       |                       |                       |                         |                          |                      | = 0.05                     |          |                   |            |
|           | A - Disinfection, Process Complete       | Smpl. |                       |                       |                         |                          |                      |                            |          |                   |            |
|           | Season: 0                                | Req.  |                       |                       |                         |                          |                      | <0.1 Instantaneous Maximum |          | Daily             | GRAB       |
|           | NODI                                     |       |                       |                       |                         |                          |                      |                            |          |                   |            |

| Parameter                 |                                 | NODI  | Quantity or Loading   |         |       | Quality or Concentration |                       |                      | # of Ex.                       | Freq. of Analysis | Simpl. Type |        |
|---------------------------|---------------------------------|-------|-----------------------|---------|-------|--------------------------|-----------------------|----------------------|--------------------------------|-------------------|-------------|--------|
| Code                      | Name                            | List  | Value 1               | Value 2 | Units | Value 1                  | Value 2               | Value 3              | Units                          | List              | List        |        |
| 50060                     | Chlorine, total residual        |       |                       |         |       | = 1.05                   |                       |                      | mg/L                           |                   | 01/01       | GR     |
| B - Prior to Disinfection |                                 | Smpl. |                       |         |       |                          |                       |                      | List                           |                   |             |        |
| Season: 0                 |                                 | Req.  | >=1.0 Monthly Minimum |         |       |                          |                       |                      | Milligrams per Liter           |                   | Daily       | GRAB   |
| NODI                      |                                 | NODI  |                       |         |       |                          |                       |                      |                                |                   |             |        |
| 51040                     | E. coli                         |       |                       |         |       | = 1.83                   | = 54.8                |                      | CFU/100mL                      |                   | 07/WK       | GR     |
| 1 - Effluent Gross        |                                 | Smpl. |                       |         |       |                          |                       |                      | List                           |                   |             |        |
| Season: 0                 |                                 | Req.  |                       |         |       | <=63.0 Daily Average     | <=399.0 Daily Maximum |                      | Colony Forming Units per 100ml |                   | Weekly      | GRAB   |
| NODI                      |                                 | NODI  |                       |         |       |                          |                       |                      |                                |                   |             |        |
| 80082                     | BOD, carbonaceous [5 day, 20 C] |       | = 7.29                |         | lb/d  | = 3.06                   | = 5.0                 |                      | mg/L                           |                   | 01/01       | CP     |
| 1 - Effluent Gross        |                                 | Smpl. |                       |         | List  |                          |                       |                      | List                           |                   |             |        |
| Season: 0                 |                                 | Req.  | <=217.0 Daily Average |         |       |                          | <=10.0 Daily Average  | <=25.0 Daily Maximum | Milligrams per Liter           |                   | Daily       | COMPOS |
| NODI                      |                                 | NODI  |                       |         |       |                          |                       |                      |                                |                   |             |        |

Edit Check Errors

No results.

DMR Comments

SEE OTHER REQUIREMENTS NO.7 ON PAGE 36.

Comments

Attachments

Add Attachment

No results.

Report Last Saved By

User: Floramie Welch  
 Name: Floramie Welch  
 E-Mail: floramie.welch@saws.org  
 Date/Time: 01/10/20 2:42 CST

[Save & Continue](#) | [Save & Exit](#) | [Cancel/Back to Search Results](#)

Edit DMR

SMC 006

Collapse Header

|                                    |                               |                           |  |
|------------------------------------|-------------------------------|---------------------------|--|
| <b>Permit ID:</b>                  | TX0077801                     | <b>Major:</b>             | <input checked="" type="checkbox"/>  |
| <b>Permittee:</b>                  | SAN ANTONIO WATER SYSTEM      | <b>Permittee Address:</b> | 2800 US HIGHWAY 281 NORTH<br>SAN ANTONIO, TX 78212<br>3495 VALLEY RD.<br>SAN ANTONIO, TX 78221 |
| <b>Facility:</b>                   | DOS RIOS WATER RECYCLING CTR. | <b>Facility Location:</b> | SAN ANTONIO, TX 78221<br>A - DOMESTIC FACILITY - 006   |
| <b>Permitted Feature:</b>          | 006 - External Outfall        | <b>Discharge:</b>         | A - DOMESTIC FACILITY - 006  |
| <b>Report Dates &amp; Status</b>   |                               | <b>DMR Due Date:</b>      | 01/20/20   |
| <b>Monitoring Period:</b>          | From 12/01/19 to 12/31/19     |                           |  |
| <b>Status:</b>                     | NetDMR Validated              |                           |  |
| <b>Principal Executive Officer</b> |                               | <b>Last Name:</b>         | Perez  |
| <b>First Name:</b>                 | Raymond                       | <b>Telephone:</b>         | 210-233-3934   |
| <b>Title:</b>                      | Director                      |                           |  |
| <b>No Data Indicator (NODI)</b>    |                               |                           |  |
| <b>Form NODI:</b>                  |                               |                           |  |

| Code  | Parameter Name                 | NODI  | Quantity or Loading    |         |                | Quality or Concentration |                      |                      | # of Ex. | Freq. of Analysis | Smpl. Type |
|-------|--------------------------------|-------|------------------------|---------|----------------|--------------------------|----------------------|----------------------|----------|-------------------|------------|
|       |                                |       | Value 1                | Value 2 | Units          | Value 1                  | Value 2              | Value 3              |          |                   |            |
| 00300 | Oxygen, dissolved [DO]         | Smpl. |                        |         |                |                          |                      |                      |          | 01/01             | GR         |
|       | 1 - Effluent Gross             |       |                        |         |                |                          |                      |                      |          |                   |            |
|       | Season: 0                      | Req.  |                        |         |                | >=4.0 Monthly Minimum    |                      | Milligrams per Liter |          | Daily             | GRAB       |
|       | NODI: <input type="text"/>     | NODI  |                        |         |                | C                        |                      |                      |          |                   |            |
| 00400 | pH                             | Smpl. |                        |         |                |                          |                      |                      |          | 01/01             | GR         |
|       | 1 - Effluent Gross             |       |                        |         |                |                          |                      |                      |          |                   |            |
|       | Season: 0                      | Req.  |                        |         |                | >=6.5 Minimum            | <=9.0 Maximum        | Standard Units       |          | Daily             | GRAB       |
|       | NODI: <input type="text"/>     | NODI  |                        |         |                | C                        | C                    |                      |          |                   |            |
| 00530 | Solids, total suspended        | Smpl. |                        |         |                |                          |                      |                      |          | 01/01             | CP         |
|       | 1 - Effluent Gross             |       |                        |         |                |                          |                      |                      |          |                   |            |
|       | Season: 0                      | Req.  | <=5755.0 Daily Average |         | Pounds per Day | <=15.0 Daily Average     | <=40.0 Daily Maximum | Milligrams per Liter |          | Daily             | COMPOS     |
|       | NODI: <input type="text"/>     | NODI  | C                      |         |                | C                        | C                    |                      |          |                   |            |
| 00610 | Nitrogen, ammonia total [as N] | Smpl. |                        |         |                |                          |                      |                      |          | 01/01             | CP         |
|       | 1 - Effluent Gross             |       |                        |         |                |                          |                      |                      |          |                   |            |
|       | Season: 0                      | Req.  | <=767.0 Daily Average  |         | Pounds per Day | <=2.0 Daily Average      | <=7.0 Daily Maximum  | Milligrams per Liter |          | Daily             | COMPOS     |
|       | NODI: <input type="text"/>     | NODI  | C                      |         |                | C                        | C                    |                      |          |                   |            |

| Parameter                          |  | NODI  | Quantity or Loading    |                      |                         | Quality or Concentration |                            |                       |                                | # of Ex.             | Freq. of Analysis | Smpl. Type |
|------------------------------------|--|-------|------------------------|----------------------|-------------------------|--------------------------|----------------------------|-----------------------|--------------------------------|----------------------|-------------------|------------|
| Code                               | Name                                     |       | Value 1                | Value 2              | Units                   | Value 1                  | Value 2                    | Value 3               | Units                          |                      |                   |            |
| 50050                              | Flow, in conduit or thru treatment plant | Smpl. | <input type="text"/>   | <input type="text"/> | MGD                     |                          |                            |                       |                                | <input type="text"/> | 99/99             | TM         |
| 1 - Effluent Gross                 |  |       |                        |                      |                         |                          |                            |                       |                                |                      |                   |            |
| Season: 0                          |  | Req.  | Req Mon                | Daily Average        | Req Mon                 | Daily Maximum            | Million Gallons per Day    |                       |                                |                      | Continuous        | TOTALZ     |
| NODI:                              |  | NODI  | <input type="text"/>   | <input type="text"/> |                         |                          |                            |                       |                                |                      |                   |            |
| 50050                              | Flow, in conduit or thru treatment plant | Smpl. | <input type="text"/>   |                      | MGD                     |                          |                            |                       |                                | <input type="text"/> | 01/30             | TM         |
| Y - Effluent Gross (Supplementary) |  |       |                        |                      |                         |                          |                            |                       |                                |                      |                   |            |
| Season: 0                          |  | Req.  | <=46.0 Annual Average  |                      | Million Gallons per Day |                          |                            |                       |                                |                      | Monthly           | TOTALZ     |
| NODI:                              |  | NODI  | <input type="text"/>   | <input type="text"/> |                         |                          |                            |                       |                                |                      |                   |            |
| 50060                              | Chlorine, total residual                 | Smpl. |                        |                      |                         |                          | <input type="text"/>       |                       | mg/L                           | <input type="text"/> | 01/01             | GR         |
| A - Disinfection, Process Complete |  |       |                        |                      |                         |                          |                            |                       |                                |                      |                   |            |
| Season: 0                          |  | Req.  |                        |                      |                         |                          | <0.1 Instantaneous Maximum |                       | Milligrams per Liter           |                      | Daily             | GRAB       |
| NODI:                              |  | NODI  | <input type="text"/>   | <input type="text"/> |                         |                          | <input type="text"/>       |                       |                                |                      |                   |            |
| 50060                              | Chlorine, total residual                 | Smpl. |                        |                      |                         | <input type="text"/>     |                            |                       | mg/L                           | <input type="text"/> | 01/01             | GR         |
| B - Prior to Disinfection          |  |       |                        |                      |                         |                          |                            |                       |                                |                      |                   |            |
| Season: 0                          |  | Req.  |                        |                      |                         |                          | >=1.0 Monthly Minimum      |                       | Milligrams per Liter           |                      | Daily             | GRAB       |
| NODI:                              |  | NODI  | <input type="text"/>   | <input type="text"/> |                         |                          | <input type="text"/>       |                       |                                |                      |                   |            |
| 51040                              | E. coli                                  | Smpl. |                        |                      |                         | <input type="text"/>     | <input type="text"/>       | <input type="text"/>  | CFU/100mL                      | <input type="text"/> | 05/WK             | GR         |
| 1 - Effluent Gross                 |  |       |                        |                      |                         |                          |                            |                       |                                |                      |                   |            |
| Season: 0                          |  | Req.  |                        |                      |                         |                          | <=63.0 Daily Average       | <=399.0 Daily Maximum | Colony Forming Units per 100ml |                      | Five Per Week     | GRAB       |
| NODI:                              |  | NODI  | <input type="text"/>   | <input type="text"/> |                         |                          | <input type="text"/>       | <input type="text"/>  |                                |                      |                   |            |
| 80082                              | BOD, carbonaceous [5 day, 20 C]          | Smpl. | <input type="text"/>   |                      | lb/d                    | <input type="text"/>     | <input type="text"/>       | <input type="text"/>  | mg/L                           | <input type="text"/> | 01/01             | CP         |
| 1 - Effluent Gross                 |  |       |                        |                      |                         |                          |                            |                       |                                |                      |                   |            |
| Season: 0                          |  | Req.  | <=3836.0 Daily Average |                      | Pounds per Day          |                          | <=10.0 Daily Average       | <=25.0 Daily Maximum  | Milligrams per Liter           |                      | Daily             | COMPOS     |
| NODI:                              |  | NODI  | <input type="text"/>   | <input type="text"/> |                         |                          | <input type="text"/>       | <input type="text"/>  |                                |                      |                   |            |



Edit DMR

SMC 101

|  |  |
|--|--|
| <input type="button" value="Collapse Header"/> |  |
| <b>Permit</b>                                  |  |
| <b>Permit ID:</b>                              | TX0077801  |
| <b>Permittee:</b>                              | SAN ANTONIO WATER SYSTEM   |
| <b>Facility:</b>                               | DOS RIOS WATER RECYCLING CTR.  |
| <b>Permitted Feature:</b>                      | 101 - Internal Outfall   |
| <b>Report Dates &amp; Status</b>               |  |
| <b>Monitoring Period:</b>                      | From 12/01/19 to 12/31/19  |
| <b>Status:</b>                                 | NetDMR Validated   |
| <b>Principal Executive Officer</b>             |  |
| <b>First Name:</b>                             | <input type="text" value="Raymond"/>   |
| <b>Title:</b>                                  | <input type="text" value="Director"/>  |
| <b>No Data Indicator (NODI)</b>                |  |
| <b>Form NODI:</b>                              | <input type="text"/>   |
| <b>Major:</b>                                  | <input checked="" type="checkbox"/>  |
| <b>Permittee Address:</b>                      | 2800 US HIGHWAY 281 NORTH<br>SAN ANTONIO, TX 78212<br>3495 VALLEY RD.<br>SAN ANTONIO, TX 78221 |
| <b>Facility Location:</b>                      | 3495 VALLEY RD.<br>SAN ANTONIO, TX 78221   |
| <b>Discharge:</b>                              | A - DOMESTIC WASTEWATER - 101  |
| <b>DMR Due Date:</b>                           | 01/20/20   |
| <b>Last Name:</b>                              | <input type="text" value="Perez"/>   |
| <b>Telephone:</b>                              | <input type="text" value="210-233-3934"/>  |

| Code                               | Name                                     | NODI | Quantity or Loading    |                       |                         | Quality or Concentration |         |         | # of Ex. | Freq. of Analysis | Smpl. Type |
|------------------------------------|--|------|------------------------|-----------------------|-------------------------|--------------------------|---------|---------|----------|-------------------|------------|
|                                    |  |      | Value 1                | Value 2               | Units                   | Value 1                  | Value 2 | Value 3 |          |                   |            |
| 50050                              | Flow, in conduit or thru treatment plant |      | Smpl. = 4.88           | = 6.78                | MGD                     |                          |         |         | 0        | 99/99             | TM         |
| 1 - Effluent Gross                 |  |      |                        |                       |                         |                          |         |         |          |                   |            |
| Season: 0                          |  | Req. | Req Mon Daily Average  | Req Mon Daily Maximum | Million Gallons per Day |                          |         |         |          | Continuous        | TOTALZ     |
| NODI: <input type="text"/>         |  | NODI | <input type="text"/>   | <input type="text"/>  |                         |                          |         |         |          |                   |            |
| 50050                              | Flow, in conduit or thru treatment plant |      | Smpl. = 4.19           |                       | MGD                     |                          |         |         | 0        | 99/99             | TM         |
| Y - Effluent Gross (Supplementary) |  |      |                        |                       |                         |                          |         |         |          |                   |            |
| Season: 0                          |  | Req. | Req Mon Annual Average |                       | Million Gallons per Day |                          |         |         |          | Continuous        | TOTALZ     |
| NODI: <input type="text"/>         |  | NODI | <input type="text"/>   |                       |                         |                          |         |         |          |                   |            |

Edit DMR

Collapse Header

SMC 102

|                                    |                                       |   |   |
|------------------------------------|---------------------------------------|---|---|
| <b>Permit</b>                      |                                       | <b>Major:</b> <input checked="" type="checkbox"/> |   |
| <b>Permit ID:</b>                  | TX0077801                             | <b>Permittee Address:</b>                         | 2800 US HIGHWAY 281 NORTH                 |
| <b>Permittee:</b>                  | SAN ANTONIO WATER SYSTEM              |   | SAN ANTONIO, TX 78212                     |
| <b>Facility:</b>                   | DOS RIOS WATER RECYCLING CTR.         | <b>Facility Location:</b>                         | 3495 VALLEY RD.                           |
|                                    |                                       |   | SAN ANTONIO, TX 78221                     |
| <b>Permitted Feature:</b>          | 102 - Internal Outfall                | <b>Discharge:</b>                                 | A - TOTAL DISCHARGE - 001 & 101           |
| <b>Report Dates &amp; Status</b>   |                                       | <b>DMR Due Date:</b>                              | 01/20/20                                  |
| <b>Monitoring Period:</b>          | From 12/01/19 to 12/31/19             |   |   |
| <b>Status:</b>                     | NetDMR Validated                      |   |   |
| <b>Principal Executive Officer</b> |                                       |   |   |
| <b>First Name:</b>                 | <input type="text" value="Raymond"/>  | <b>Last Name:</b>                                 | <input type="text" value="Perez"/>        |
| <b>Title:</b>                      | <input type="text" value="Director"/> | <b>Telephone:</b>                                 | <input type="text" value="210-233-3934"/> |
| <b>No Data Indicator (NODI)</b>    |                                       |   |   |
| <b>Form NODI:</b>                  | <input type="text"/>                  |   |   |

| Code                               | Parameter Name                           | NODI | Quantity or Loading                |                                    |                         | Quality or Concentration |         |         | # of Ex.                       | Freq. of Analysis | Smpl. Type |
|------------------------------------|--|------|------------------------------------|------------------------------------|-------------------------|--------------------------|---------|---------|--------------------------------|-------------------|------------|
|                                    |  |      | Value 1                            | Value 2                            | Units                   | Value 1                  | Value 2 | Value 3 |                                |                   |            |
| 50050                              | Flow, in conduit or thru treatment plant |      | <input type="text" value="83.09"/> | <input type="text" value="97.59"/> | MGD                     |                          |         |         | <input type="text" value="0"/> | 99/99             | TM         |
| 1 - Effluent Gross                 |  |      |                                    |                                    |                         |                          |         |         |                                |                   |            |
| Season: 0                          |  | Req. | Req Mon Average                    | Daily Maximum                      | Million Gallons per Day |                          |         |         |                                | Continuous        | TOTALZ     |
| NODI:                              |  | NODI | <input type="text"/>               | <input type="text"/>               |                         |                          |         |         |                                |                   |            |
| 50050                              | Flow, in conduit or thru treatment plant |      | <input type="text" value="94.34"/> |                                    | MGD                     |                          |         |         | <input type="text" value="0"/> | 99/99             | TM         |
| Y - Effluent Gross (Supplementary) |  |      |                                    |                                    |                         |                          |         |         |                                |                   |            |
| Season: 0                          |  | Req. | <=125.0 Annual Average             |                                    | Million Gallons per Day |                          |         |         |                                | Continuous        | TOTALZ     |
| NODI:                              |  | NODI | <input type="text"/>               |                                    |                         |                          |         |         |                                |                   |            |

# TEXAS COMMISSION ON ENVIRONMENTAL QUALITY

P.O. BOX 13087 • AUSTIN, TEXAS 78711-3087  
MONTHLY EFFLUENT REPORT



PAGE 1

SAN ANTONIO WATER SYSTEM  
3495 VALLEY RD  
SAN ANTONIO TX 78221-5238



|     |               |     |          |    |       |
|-----|---------------|-----|----------|----|-------|
| 40B | WQ0010137-033 | 02  | 19       | 12 | 12647 |
| SYS | PERMIT NUMBER | SET | YEAR MO. |    | EID   |

THIS REPORT TO BE USED FOR COMBINED MONITORING for 001/800/900 Steve M. Clouse WRC  
SEE BACK FOR INSTRUCTIONS AND DEFINITIONS.  
PLEASE RETAIN A PHOTOCOPY FOR YOUR RECORDS.

**TCEQ COPY**

| PARAMETER                                | EFFLUENT CONDITION |           | NO. EX.    | FREQUENCY OF ANALYSIS |       | SAMPLE TYPE |      |         |
|--|--------------------|-----------|------------|-----------------------|-------|-------------|------|---------|
|  | REPORTED           | PERMITTED |            | VALUE                 | UNITS |             |      |         |
| 500507124<br>FLOW<br>DLY AVG             | REPORTED           |           | 83.09      | MGD                   | 0     | 02          | 11   |         |
|  | PERMITTED          |           |            |                       |       | 02          | CONT | 11 CONT |
| 500507128<br>FLOW<br>ANN AVG             | REPORTED           |           | 94.34      | MGD                   | 0     | 02          | 11   |         |
|  | PERMITTED          |           |            |                       |       | 02          | CONT | 11 CONT |
| NUMBER<br>OF OPERATOR<br>CERTIFICATE     | REPORTED           |           | WW0060021  | NUMBER                | 0     | 01          |      | NA      |
|  | PERMITTED          |           |            |                       |       | 01          | 01   | NA NA   |
| EXPIRATION<br>OF OPERATOR<br>CERTIFICATE | REPORTED           |           | 04/22/2022 | DATE                  | 0     | 01          |      | NA      |
|  | PERMITTED          |           |            |                       |       | 01          | 01   | NA NA   |
| CLASS<br>OF OPERATOR<br>CERTIFICATE      | REPORTED           |           | A          | LETTER                | 0     | 01          |      | NA      |
|  | PERMITTED          |           |            |                       |       | 01          | 01   | NA NA   |
|  | REPORTED           |           |            |                       |       |             |      |         |
|  | PERMITTED          |           |            |                       |       |             |      |         |
|  | REPORTED           |           |            |                       |       |             |      |         |
|  | PERMITTED          |           |            |                       |       |             |      |         |
|  | REPORTED           |           |            |                       |       |             |      |         |
|  | PERMITTED          |           |            |                       |       |             |      |         |
|  | REPORTED           |           |            |                       |       |             |      |         |
|  | PERMITTED          |           |            |                       |       |             |      |         |
|  | REPORTED           |           |            |                       |       |             |      |         |
|  | PERMITTED          |           |            |                       |       |             |      |         |
|  | REPORTED           |           |            |                       |       |             |      |         |
|  | PERMITTED          |           |            |                       |       |             |      |         |

COMMENTS AND EXPLANATIONS *(Reference all attachments here)*

|  |   |                   |                   |
|--|---|-------------------|-------------------|
| I CERTIFY THAT I AM FAMILIAR WITH THE INFORMATION CONTAINED IN THIS REPORT AND THAT TO THE BEST OF MY KNOWLEDGE AND BELIEF SUCH INFORMATION IS TRUE AND COMPLETE AND ACCURATE. | NAME  | SIGNATURE         | DATE              |
|  | Temple Williamson<br>Manager-Prod & Treat Ops     |                   | 20 0 1 14         |
| TELEPHONE NUMBER   | PLANT OPERATOR                                    | PLANT OPERATOR    | YEAR MO. DAY      |
| 2 1 0   2 3 3   3 2 3 9  | Raymond Perez<br>Director, Treatment & Production |                   | 20 0 1 14         |
| AREA CODE  | NUMBER  | EXECUTIVE OFFICER | EXECUTIVE OFFICER |
|  |   |                   | YEAR MO. DAY      |

# TEXAS COMMISSION ON ENVIRONMENTAL QUALITY

P.O. BOX 13087 • AUSTIN, TEXAS 78711-3087  
MONTHLY EFFLUENT REPORT



PAGE 1

SAN ANTONIO WATER SYSTEM  
3495 VALLEY RD  
SAN ANTONIO TX 78221-5238



|     |               |     |      |     |       |
|-----|---------------|-----|------|-----|-------|
| 40B | WQ0010137-033 | 02  | 19   | 12  | 12551 |
| SYS | PERMIT NUMBER | SET | YEAR | MO. | EID   |

THIS REPORT TO BE USED FOR RECLAIMED WATER TYPE | Steve M. Clouse WRC  
SEE BACK FOR INSTRUCTIONS AND DEFINITIONS.  
PLEASE RETAIN A PHOTOCOPY FOR YOUR RECORDS.

**TCEQ COPY**

| PARAMETER                                | EFFLUENT CONDITION |           | NO. EX. | FREQUENCY OF ANALYSIS | SAMPLE TYPE |          |    |            |
|--|--------------------|-----------|---------|-----------------------|-------------|----------|----|------------|
|  | REPORTED           | PERMITTED |         |                       | VALUE       | UNITS    |    |            |
| 000085342<br>TRANSFER<br>DAYS/MON        | REPORTED           | PERMITTED | 0       | 01                    | 25          | DAY      | 01 |            |
|  |                    |           |         | 01                    | NA          |          | 01 | NA         |
| 316164024<br>E-COLI<br>DLY AVG           | REPORTED           | PERMITTED | 0       | 11                    | 1.60        | #/100 ML | 03 |            |
|  |                    |           |         | 11                    | 20.000      |          | 03 | GRABPKLOAD |
| 316164030<br>E-COLI<br>IND GRAB          | REPORTED           | PERMITTED | 0       | 11                    | 27.90       | #/100 ML | 03 |            |
|  |                    |           |         | 11                    | 75.000      |          | 03 | GRABPKLOAD |
| 500507124<br>FLOW<br>DLY AVG             | REPORTED           | PERMITTED | 0       | 02                    | 1.36        | MGD      | 11 |            |
|  |                    |           |         | 02                    |             |          | 11 | CONT       |
| 500507128<br>FLOW<br>ANN AVG             | REPORTED           | PERMITTED | 0       | 02                    | 1.59        | MGD      | 11 |            |
|  |                    |           |         | 02                    |             |          | 11 | CONT       |
| 800821024<br>BOD CARB<br>DLY AVG         | REPORTED           | PERMITTED | 0       | 08                    | 2.00        | MG/L     | 10 | 12-PRT-COM |
|  |                    |           |         | 11                    | 5.000       |          | 03 | GRABPKLOAD |
| 820796624<br>TURBDITY<br>30DAYAVG        | REPORTED           | PERMITTED | 0       | 08                    | 0.82        | NTU      | 10 | 12-PRT-COM |
|  |                    |           |         | 11                    | 3.000       |          | 03 | GRABPKLOAD |
| NUMBER<br>OF OPERATOR<br>CERTIFICATE     | REPORTED           | PERMITTED | 0       | 01                    | WW0060021   | NUMBER   | NA |            |
|  |                    |           |         | 01                    |             |          | NA | NA         |
| EXPIRATION<br>OF OPERATOR<br>CERTIFICATE | REPORTED           | PERMITTED | 0       | 01                    | 04/22/2022  | DATE     | NA |            |
|  |                    |           |         | 01                    |             |          | NA | NA         |
| CLASS<br>OF OPERATOR<br>CERTIFICATE      | REPORTED           | PERMITTED | 0       | 01                    | A           | LETTER   | NA |            |
|  |                    |           |         | 01                    |             |          | NA | NA         |
|  | REPORTED           | PERMITTED |         |                       |             |          |    |            |
|  |                    |           |         |                       |             |          |    |            |

COMMENTS AND EXPLANATIONS (Reference all attachments here)

|  |   |                   |              |
|--|---|-------------------|--------------|
| I CERTIFY THAT I AM FAMILIAR WITH THE INFORMATION CONTAINED IN THIS REPORT AND THAT TO THE BEST OF MY KNOWLEDGE AND BELIEF SUCH INFORMATION IS TRUE AND COMPLETE AND ACCURATE. | NAME  | SIGNATURE         | DATE         |
|  | Temple Williamson<br>Manager-Prod & Treat Ops     |                   | 200114       |
| TELEPHONE NUMBER   | PLANT OPERATOR                                    | PLANT OPERATOR    | YEAR MO. DAY |
| 210 233 3239   | Raymond Perez<br>Director, Treatment & Production |                   | 200114       |
| AREA CODE  | EXECUTIVE OFFICER                                 | EXECUTIVE OFFICER | YEAR MO. DAY |

# TEXAS COMMISSION ON ENVIRONMENTAL QUALITY

P.O. BOX 13087 • AUSTIN, TEXAS 78711-3087  
MONTHLY EFFLUENT REPORT



PAGE 1

SAN ANTONIO WATER SYSTEM  
3495 VALLEY RD  
SAN ANTONIO TX 78221-5238



|     |               |     |      |     |       |
|-----|---------------|-----|------|-----|-------|
| 40B | WQ0010137-033 | 02  | 19   | 12  | 12552 |
| SYS | PERMIT NUMBER | SET | YEAR | MO. | EID   |

THIS REPORT TO BE USED FOR RECLAIMED WATER TYPE II Steve M. Clouse WRC  
SEE BACK FOR INSTRUCTIONS AND DEFINITIONS.  
PLEASE RETAIN A PHOTOCOPY FOR YOUR RECORDS.

**TCEQ COPY**

| PARAMETER                                | EFFLUENT CONDITION |            | NO. EX. | FREQUENCY OF ANALYSIS | SAMPLE TYPE |               |
|--|--------------------|------------|---------|-----------------------|-------------|---------------|
|  | REPORTED           | PERMITTED  |         |                       | VALUE       | UNITS         |
| 000085342<br>TRANSFER<br>DAYS/MON        | REPORTED           |            | 0       |                       |             |               |
|  | PERMITTED          |            |         | 01                    | NA          | 01 NA         |
| 316164024<br>FEC. COLI<br>DLY AVG        | REPORTED           |            |         |                       |             |               |
|  | PERMITTED          | 200.000    |         | 14                    | 1/WEEK      | 03 GRABPKLOAD |
| 316164030<br>FEC. COLI<br>IND GRAB       | REPORTED           |            |         |                       |             |               |
|  | PERMITTED          | 800.000    |         | 14                    | 1/WEEK      | 03 GRABPKLOAD |
| 500507124<br>FLOW<br>DLY AVG             | REPORTED           |            |         |                       |             |               |
|  | PERMITTED          |            |         | 02                    | CONT        | 11 CONT       |
| 500507128<br>FLOW<br>ANN AVG             | REPORTED           |            |         |                       |             |               |
|  | PERMITTED          |            |         | 02                    | CONT        | 11 CONT       |
| 800821024<br>BOD CARB<br>DLY AVG         | REPORTED           |            |         |                       |             |               |
|  | PERMITTED          | 20.000     |         | 14                    | 1/WEEK      | 03 GRABPKLOAD |
| NUMBER<br>OF OPERATOR<br>CERTIFICATE     | REPORTED           | WW0060021  | 0       | 01                    |             | NA            |
|  | PERMITTED          |            |         | 01                    | 01          | NA NA         |
| EXPIRATION<br>OF OPERATOR<br>CERTIFICATE | REPORTED           | 04/22/2022 | 0       | 01                    |             | NA            |
|  | PERMITTED          |            |         | 01                    | 01          | NA NA         |
| CLASS<br>OF OPERATOR<br>CERTIFICATE      | REPORTED           | A          | 0       | 01                    |             | NA            |
|  | PERMITTED          |            |         | 01                    | 01          | NA NA         |
|  | REPORTED           |            |         |                       |             |               |
|  | PERMITTED          |            |         |                       |             |               |
|  | REPORTED           |            |         |                       |             |               |
|  | PERMITTED          |            |         |                       |             |               |

COMMENTS AND EXPLANATIONS *(Reference all attachments here)*

|  |   |                          |               |
|--|---|--------------------------|---------------|
| I CERTIFY THAT I AM FAMILIAR WITH THE INFORMATION CONTAINED IN THIS REPORT AND THAT TO THE BEST OF MY KNOWLEDGE AND BELIEF SUCH INFORMATION IS TRUE AND COMPLETE AND ACCURATE. | NAME  | SIGNATURE                | DATE          |
|  | Temple Williamson<br>Manager-Prod & Treat Ops     | <i>Temple Williamson</i> | 2 0 0 1 / 1 4 |
| TELEPHONE NUMBER   | PLANT OPERATOR                                    | PLANT OPERATOR           | YEAR MO. DAY  |
| 2 1 0   2 3 3   3 2 3 9  | Raymond Perez<br>Director, Treatment & Production | <i>Raymond Perez</i>     | 2 0 0 1 / 1 4 |
| AREA CODE  | EXECUTIVE OFFICER                                 | EXECUTIVE OFFICER        | YEAR MO. DAY  |