

2014-2023 Impact Fee Development

Jorge Monserrate, P.E.

Kathleen Price, P.E.

SAWS

Jennifer Ivey, P.E.

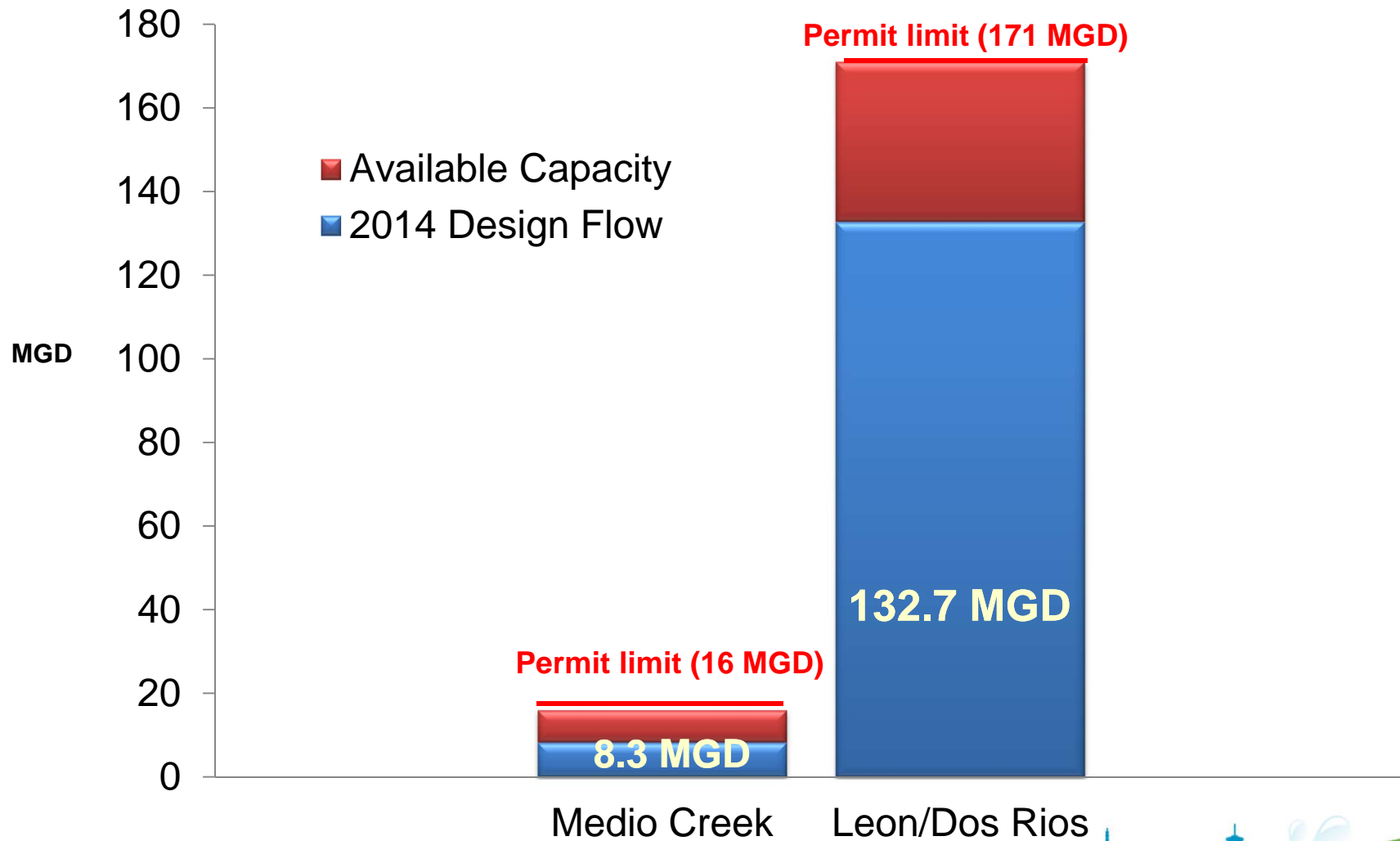
Red Oak ARCADIS

December 5, 2013

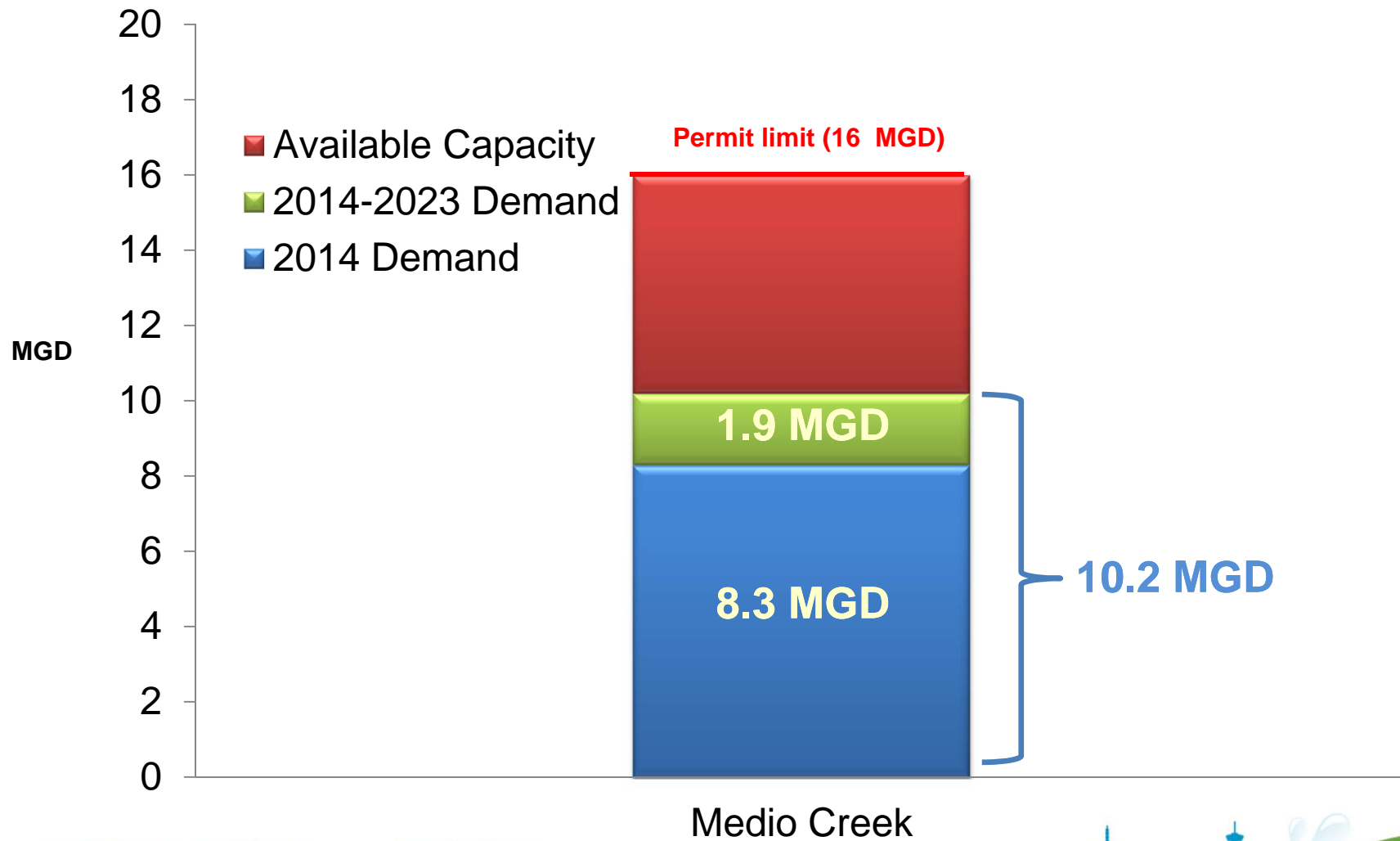
Capital Improvements Advisory Committee Meeting



WRC Rated Capacities and Flows - 2014

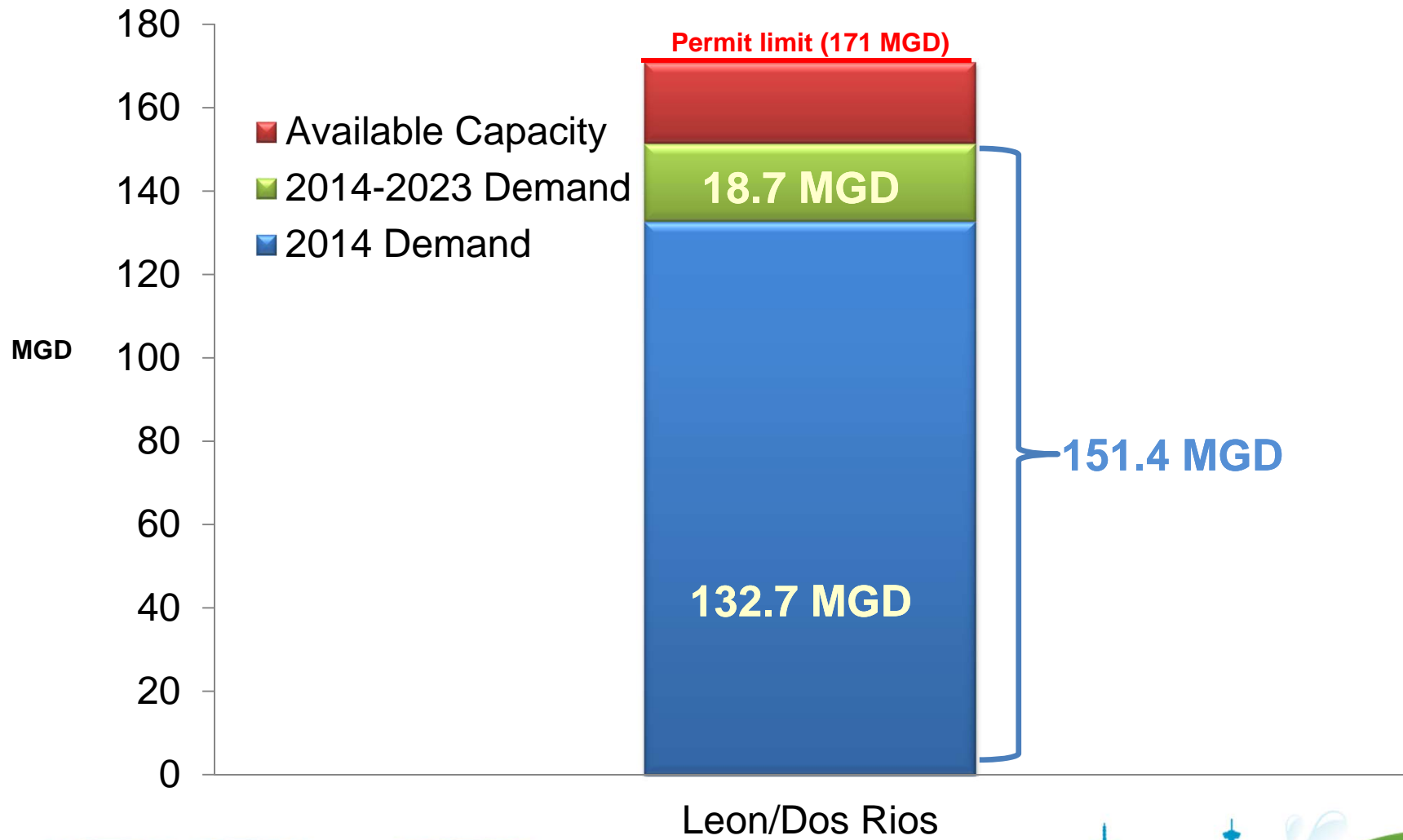


WRC Rated Capacities and Flows - 2023



Medio Creek

WRC Rated Capacities and Flows - 2023



Future Infrastructure 2014 – 2023

Wastewater Treatment– CIP Values By Service Area

Service Area	Number of Projects	Value of Projects (\$ million)
Medio Creek	4	\$25.5
Dos Rios	20	\$215.0
Total	24	\$240.5

2014 – 2023 Eligible CIP Costs

Wastewater Treatment

Service Area	Existing Capacity			New CIP Capacity			Total Capacity	
	Total Value of Capacity	Value of 2014-2023 Capacity	Eligible Financing Costs	Total Value of Capacity	Value of 2014-2023 Capacity	Eligible Financing Costs	Total Value of All Capacity	Total Value of 2014-2023 Capacity
	(\$ mil)	(\$ mil)	(\$ mil)	(\$ mil)	(\$ mil)	(\$ mil)	(\$ mil)	(\$ mil)
Medio Creek	\$ 62.2	\$ 7.4	\$ 2.9	\$ 25.5	\$ 3.0	\$ 0.0	\$ 87.7	\$ 13.3
Dos Rios	\$ 317.6	\$ 34.7	\$ 13.7	\$ 215.0	\$ 24.8	\$ 0.0	\$ 532.6	\$ 73.2
Total	\$ 379.8	\$ 42.1	\$ 16.6	\$ 240.5	\$ 27.8	\$ 0.0	\$ 620.3	\$ 86.5

Future Infrastructure 2014 – 2023

Wastewater Collection– CIP Values By Service Area

Service Area	Number of Projects	Value of Projects (\$ million)
Medio Creek	6	\$29.7
Upper Medina	6	\$32.4
Lower Medina	5	\$25.5
Upper Collection	10	\$96.9
Middle Collection	17	\$235.5
Lower Collection	16	\$267.7
Upper-Middle Collection	4	\$84.1
Total	64	\$771.9

2014 – 2023 Eligible CIP Costs

Wastewater Collection

Service Area	Existing Capacity			New CIP Capacity			Total Capacity	
	Total Value of Capacity	Value of 2014-2023 Capacity	Eligible Financing Costs	Total Value of Capacity	Value of 2014-2023 Capacity	Eligible Financing Costs	Total Value of All Capacity	Total Value of 2014-2023 Capacity
	(\$ mil)	(\$ mil)	(\$ mil)	(\$ mil)	(\$ mil)	(\$ mil)	(\$ mil)	(\$ mil)
Medio Creek	\$ 17.3	\$ 2.2	\$ 0.9	\$ 29.7	\$ 5.1	\$ 0.0	\$ 47.0	\$ 8.2
Upper Medina	\$ 34.7	\$ 9.7	\$ 3.8	\$ 32.4	\$ 8.4	\$ 0.0	\$ 67.1	\$ 21.9
Lower Medina	\$ 28.5	\$ 6.5	\$ 2.6	\$ 25.5	\$ 2.7	\$ 0.0	\$ 54.0	\$ 11.8
Upper Collection	\$ 85.6	\$ 14.0	\$ 5.6	\$ 124.1	\$ 21.1	\$ 0.0	\$ 209.7	\$ 40.7
Middle Collection	\$ 153.1	\$ 14.3	\$ 5.6	\$ 292.5	\$ 18.7	\$ 0.0	\$ 445.6	\$ 38.6
Lower Collection	\$ 300.3	\$ 24.3	\$ 9.6	\$ 267.7	\$ 16.7	\$ 0.0	\$ 568.0	\$ 50.6
Total	\$619.5	\$71.0	\$28.1	\$771.9	\$72.7	\$0.0	\$1,391.4	\$171.8

QUESTIONS ?