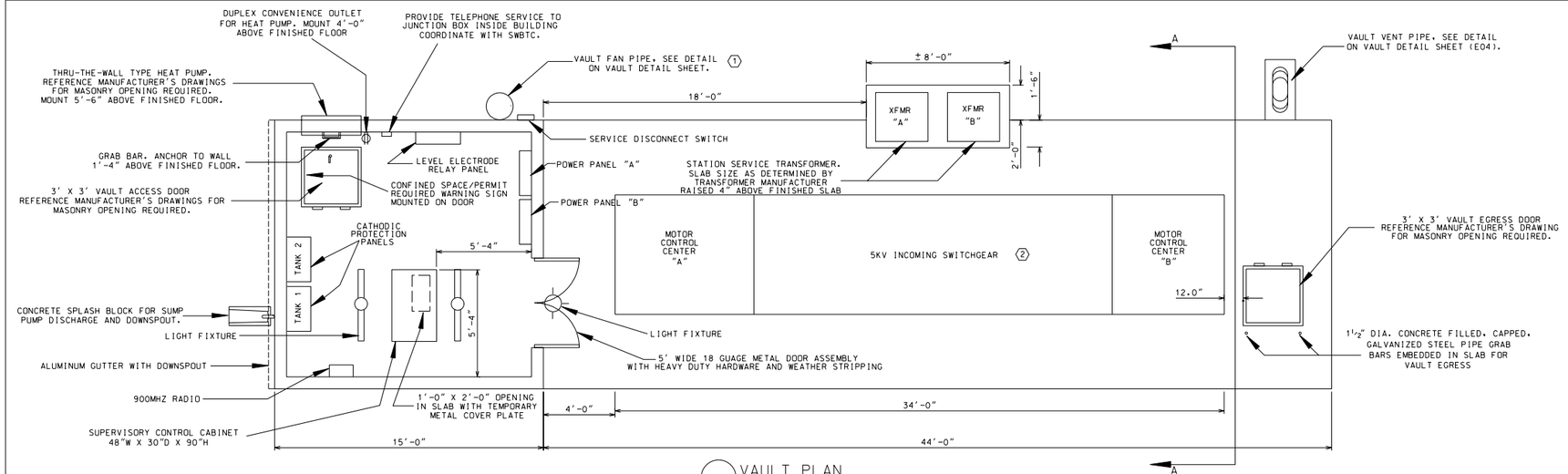

VAULT PLAN
SEE SCALE THIS SHEET

NOTES:
1. VAULT ACCESS DOOR SHALL BE 3' X 3', ALUMINUM, SINGLE LEAF, CHANNEL FRAME, HINGED DOOR WITH FLUSH LIFT HANDLE AND PADLOCKABLE HASP.
2. EGRESS DOOR SHALL BE SAME TYPE AS ACCESS DOOR BUT SHALL BE NON-LOCKING AND OPERABLE FROM INSIDE THE VAULT ONLY. (BILCO CO. TYPE "J")
3. CONROL HOUSE DOOR CYLINDER SHALL BE KEYED FOR STANDARD SAWS KEY.

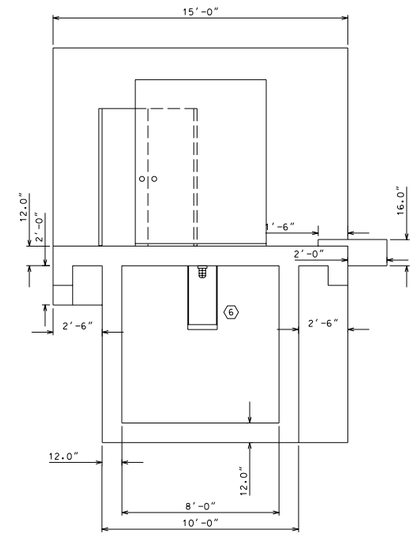

VAULT SECTION A
SEE SCALE THIS SHEET

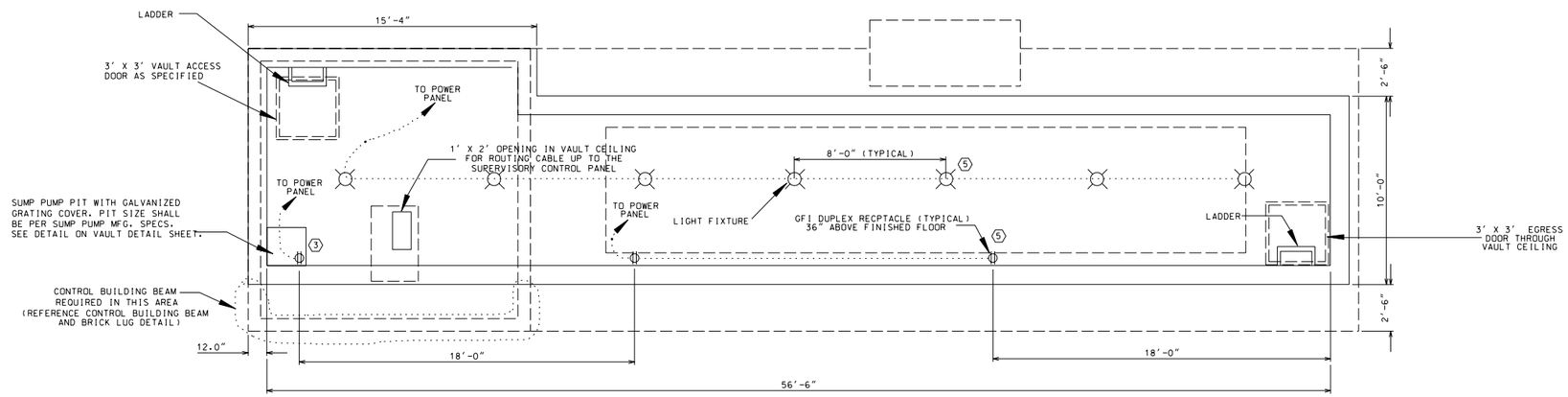

VAULT PLAN
SEE SCALE THIS SHEET

NOTES:
1. PROVIDE BLOCKOUTS FOR DUCT BANKS, AS NECESSARY.
2. PROVIDE PIPE SLEVES FOR CONDUIT PENETRATIONS.

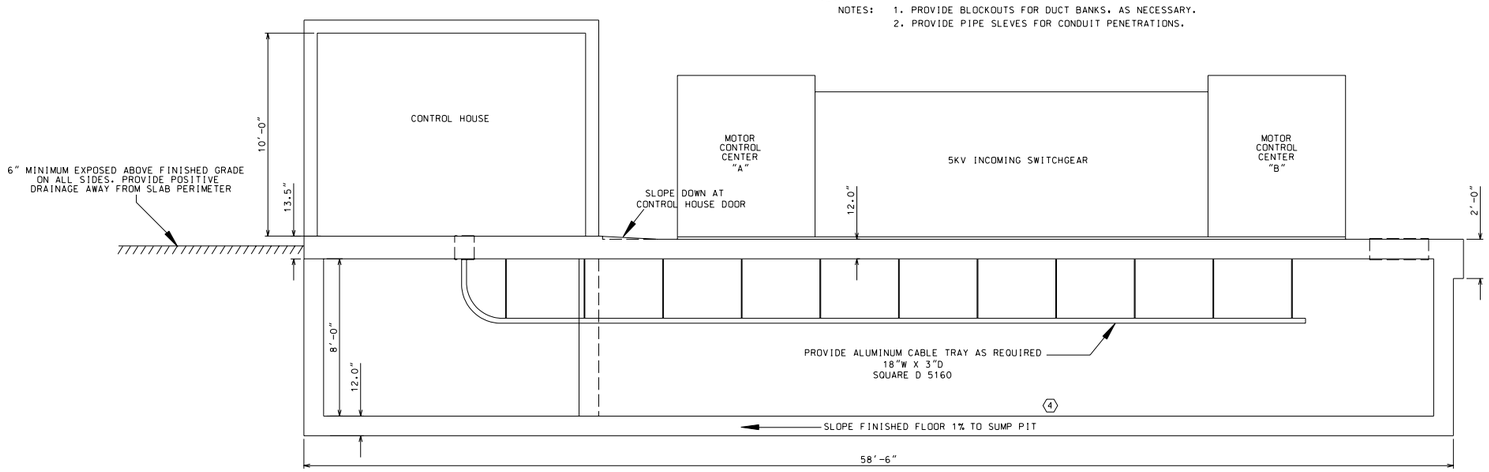

VAULT SECTION
SEE SCALE THIS SHEET

NOTES:
1. CABLE TRAY SHALL BE SQUARE D CLASS 5160 OR APROVED EQUAL.

SCALE: 0 1 5 10

No.	Revision	Drawn	Approved	Date

Revisions

DESIGN STANDARDS
PUMP STATION

ELECTRICAL VAULT
LAYOUT

Developer SAN ANTONIO WATER SYSTEM
Cont. Budget Proj.
SUBMITTED GRUBB ENGINEERING, INC.
APPROVED
Map No.
Section No.
Dr. RDGj Ch
Job No.
Sheet E03