

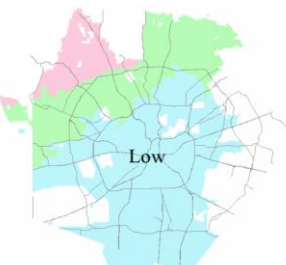
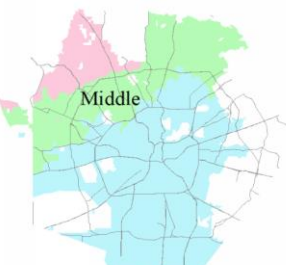
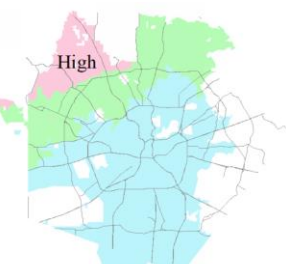
**SAN ANTONIO WATER SYSTEM
WATER AND SEWER IMPACT FEES**

APPLIES TO ALL PROPERTIES WITH PLATS RECORDED ON OR AFTER June 1, 2019.

Apartments, duplexes, townhomes, and condominiums served through a master meter will be charged on a basis of 1/2 EDU per unit.

WATER IMPACT FEES

290gpd per EDU

	Meter Size	Service Line Size	EDU	Flow Impact Fee	System Development Impact Fee	Water Supply Impact Fee	Total Water Impact Fees
Low Elevation*	5/8"	3/4"	1	\$ 1,188.00	\$ 855.00	\$ 2,706.00	\$ 4,749.00
	3/4"	3/4"	1.5	\$ 1,782.00	\$ 1,282.50	\$ 4,059.00	\$ 7,123.50
	1"	1"	2	\$ 2,376.00	\$ 1,710.00	\$ 5,412.00	\$ 9,498.00
	1 1/2"	1 1/2"	5	\$ 5,940.00	\$ 4,275.00	\$ 13,530.00	\$ 23,745.00
	2"	2"	14	\$ 16,632.00	\$ 11,970.00	\$ 37,884.00	\$ 66,486.00
	4" X 3"	4"	30	\$ 35,640.00	\$ 25,650.00	\$ 81,180.00	\$ 142,470.00
	4" X 4"	4"	50	\$ 59,400.00	\$ 42,750.00	\$ 135,300.00	\$ 237,450.00
	6"	6"	105	\$ 124,740.00	\$ 89,775.00	\$ 284,130.00	\$ 498,645.00
	8"	8"	135	\$ 160,380.00	\$ 115,425.00	\$ 365,310.00	\$ 641,115.00
	12" X 10"	12"	190	\$ 225,720.00	\$ 162,450.00	\$ 514,140.00	\$ 902,310.00
Middle Elevation*	5/8"	3/4"	1	\$ 1,188.00	\$ 1,014.00	\$ 2,706.00	\$ 4,908.00
	3/4"	3/4"	1.5	\$ 1,782.00	\$ 1,521.00	\$ 4,059.00	\$ 7,362.00
	1"	1"	2	\$ 2,376.00	\$ 2,028.00	\$ 5,412.00	\$ 9,816.00
	1 1/2"	1 1/2"	5	\$ 5,940.00	\$ 5,070.00	\$ 13,530.00	\$ 24,540.00
	2"	2"	14	\$ 16,632.00	\$ 14,196.00	\$ 37,884.00	\$ 68,712.00
	4" X 3"	4"	30	\$ 35,640.00	\$ 30,420.00	\$ 81,180.00	\$ 147,240.00
	4" X 4"	4"	50	\$ 59,400.00	\$ 50,700.00	\$ 135,300.00	\$ 245,400.00
	6"	6"	105	\$ 124,740.00	\$ 106,470.00	\$ 284,130.00	\$ 515,340.00
	8"	8"	135	\$ 160,380.00	\$ 136,890.00	\$ 365,310.00	\$ 662,580.00
	12" X 10"	12"	190	\$ 225,720.00	\$ 192,660.00	\$ 514,140.00	\$ 932,520.00
High Elevation*	5/8"	3/4"	1	\$ 1,188.00	\$ 1,203.00	\$ 2,706.00	\$ 5,097.00
	3/4"	3/4"	1.5	\$ 1,782.00	\$ 1,804.50	\$ 4,059.00	\$ 7,645.50
	1"	1"	2	\$ 2,376.00	\$ 2,406.00	\$ 5,412.00	\$ 10,194.00
	1 1/2"	1 1/2"	5	\$ 5,940.00	\$ 6,015.00	\$ 13,530.00	\$ 25,485.00
	2"	2"	14	\$ 16,632.00	\$ 16,842.00	\$ 37,884.00	\$ 71,358.00
	4" X 3"	4"	30	\$ 35,640.00	\$ 36,090.00	\$ 81,180.00	\$ 152,910.00
	4" X 4"	4"	50	\$ 59,400.00	\$ 60,150.00	\$ 135,300.00	\$ 254,850.00
	6"	6"	105	\$ 124,740.00	\$ 126,315.00	\$ 284,130.00	\$ 535,185.00
	8"	8"	135	\$ 160,380.00	\$ 162,405.00	\$ 365,310.00	\$ 688,095.00
	12" X 10"	12"	190	\$ 225,720.00	\$ 228,570.00	\$ 514,140.00	\$ 968,430.00

*Elevations defined in the 2019 Impact Fee Update.

SANITARY SEWER IMPACT FEES

200gpd per EDU

	Collection Component	Treatment Component	Total Per EDU
Upper Collection	\$ 2,800.00	\$ 651.00	\$ 3,451.00
Middle Collection	\$ 2,013.00	\$ 651.00	\$ 2,664.00
Lower Collection	\$ 902.00	\$ 651.00	\$ 1,553.00
Upper Medina	\$ 1,422.00	\$ 651.00	\$ 2,073.00
Lower Medina	\$ 520.00	\$ 651.00	\$ 1,171.00
Medio Creek	\$ 861.00	\$ 1,222.00	\$ 2,083.00